



Coupled Mechanical-Electrochemical-Thermal Analysis of Failure Propagation in Lithium-ion Batteries

Chao Zhang, Shriram Santhanagopalan and Ahmad Pesaran
National Renewable Energy Laboratory

12th World Congress on Computational Mechanics

Seoul, Korea

07/28/2016

NREL/PR-2C00-66953

Outline

- Introduction
- Coupled Mechanical-Electrical-Thermal Modeling
 - Constitutive properties of cell components
 - Progressive failure modeling of single battery cell
 - Mechanical-electrical failure of a battery module
- Quasi-static and Impact Failure of Lithium-Ion Batteries
- A Novel Multiscale Coupled Mechanical-Electrochemical-Thermal Modeling Framework
- Summary and Future Work

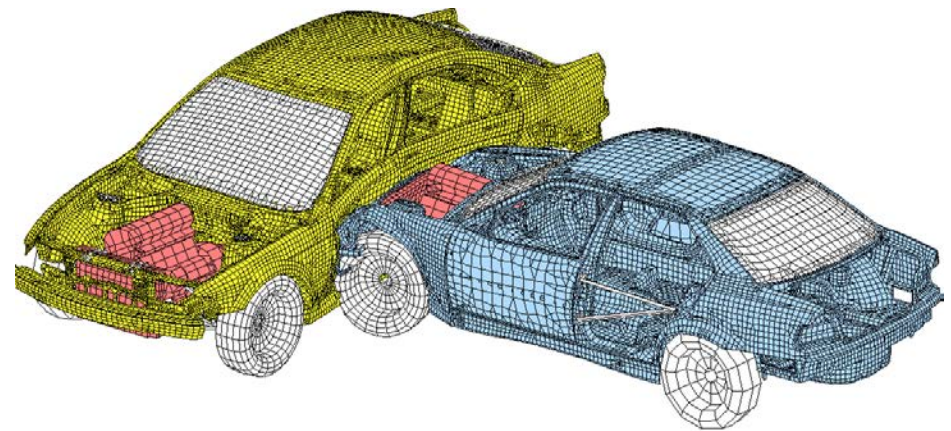
Introduction

❖ Safety of Lithium-Ion Batteries under Mechanical Abuse

- One emerging concern for electrical vehicle industry is the **safety** performance of batteries, especially under **mechanical failure**; significant investment is being made to develop new materials, fine tune existing ones, and improve cell and pack designs to increase performance, reduce cost, and make batteries **safer**.



<http://www.rushlane.com/wp-content/uploads/2013/05/Crash-test-dummies-at-work-How-they-help-make-your-car-safer.jpg>



<http://i1-news.softpedia-static.com/images/news2/BMW-and-Audi-Are-Using-Linux-2.png>

❖ Challenges

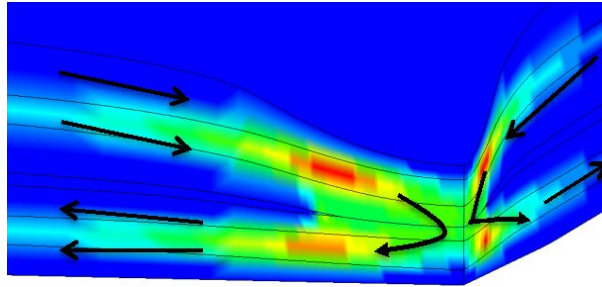
- Critical component or property that controls the structural strength or failure of separator.
 - complicated constitutive properties of cell components
 - varies under different loading conditions
 - internal damage status or residual stress
- Design concept
 - robust external protection or tolerate cell deformation
 - effect of cell deformation on battery performance

Modeling, simulation, and design tools can play an important role

- Provide insight on how to address issues,
- Reduce the number of build-test-break prototypes, and
- Accelerate the development cycle for new products.

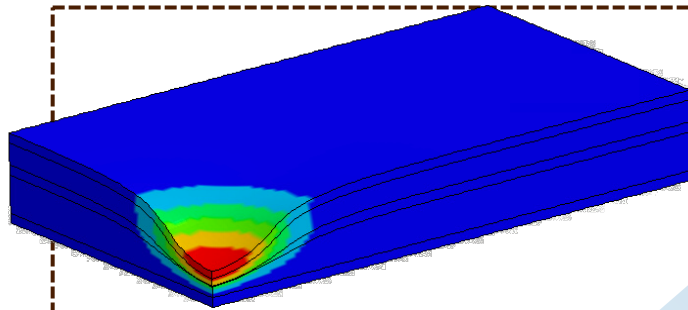
Introduction

Risk Factor



● Smoke and Fire

● Current Flow and Thermal Runaway



● Short Circuit

● Failure of Separator

Electrochemical-thermal Behavior

● Damage of Cell Components

● Deformation of Batteries

Mechanical Behavior

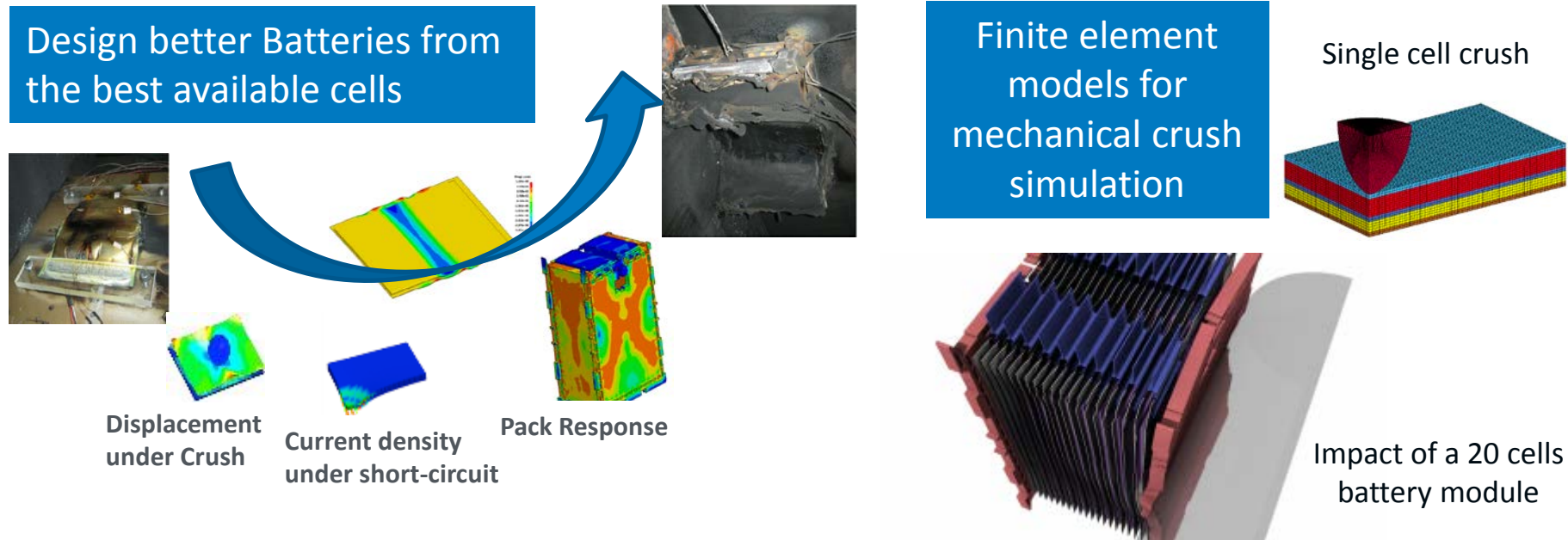
★ Coupled analysis for safer battery

Time Scale

Introduction


❖ Approach

- Damage initiation and failure propagation in the cell component level;
- A single representative sandwich (RS, 7 layers) model to represent the periodically stacked multilayer (100+ layers) structure;
- Simultaneously coupled multiscale mechanical-electrochemical-thermal modeling;
- Investigated the interaction of mechanical damage on short-circuit behavior.



Coupled Mechanical-Electrical-Thermal Modeling

❖ Constitutive Properties - Tensile



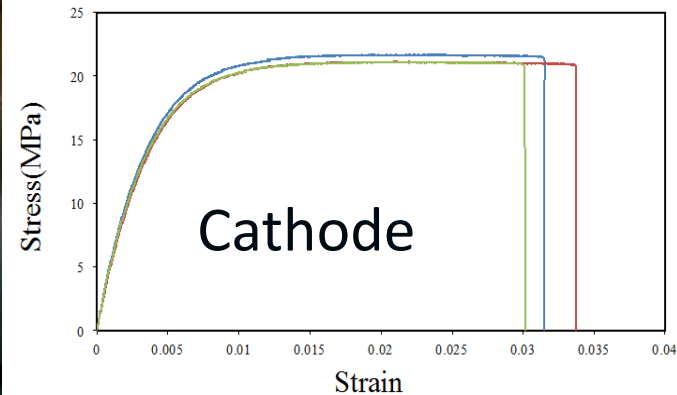
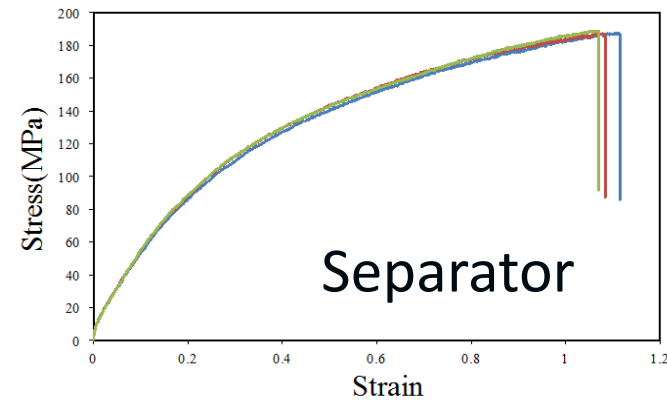
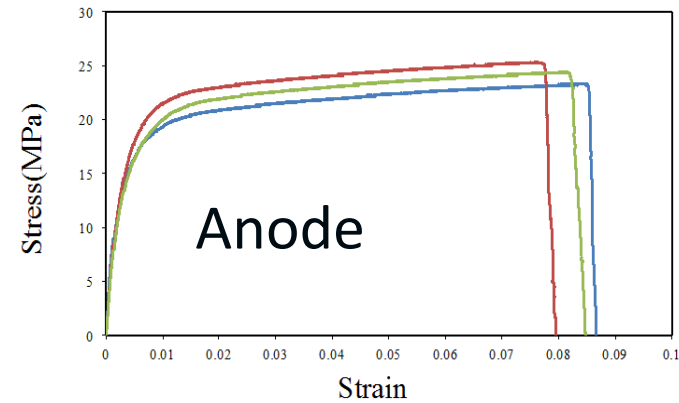
→ Active layer
→ Current collector
→ Active layer

Electrodes:

- Porous active material layer
- Perfect bonding between active layers and current collector
- Low failure strain (less than 10%)
- Failure initiates in current collector

Separator:

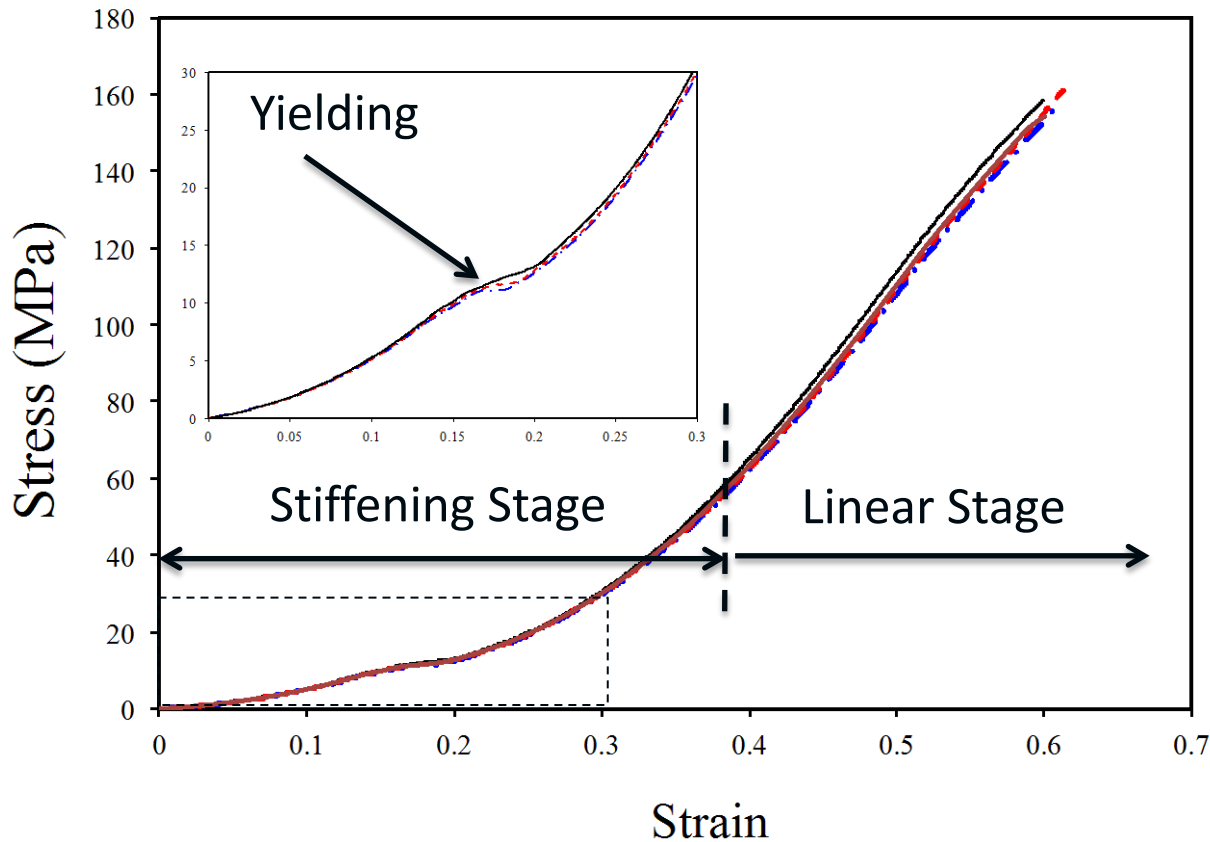
- Multilayer polymer fabrics
- Excellent flexibility




Coupled Mechanical-Electrical-Thermal Modeling

❖ Constitutive Properties - Compression

- Compression of the thin porous layers show multi-stage deformation process.

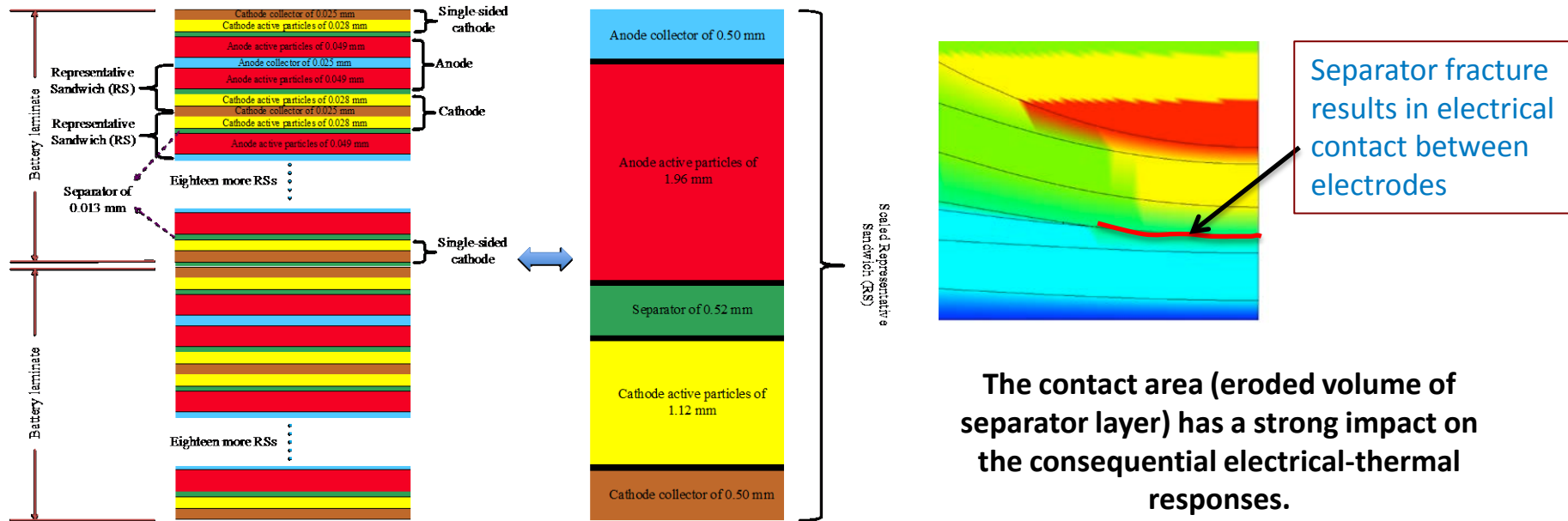


Compression curves of cathode

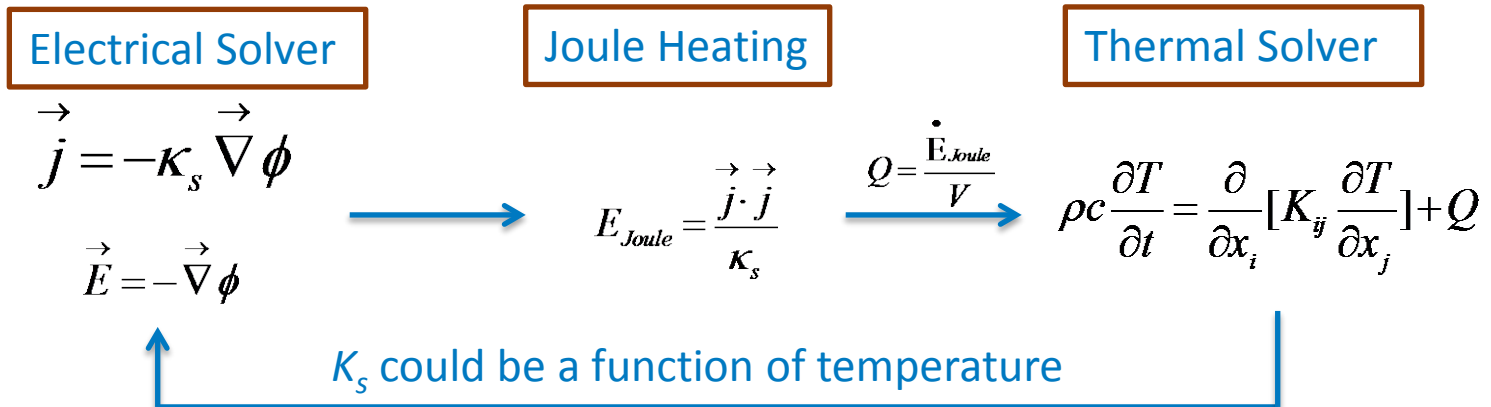


Coupled Mechanical-Electrical-Thermal Modeling

❖ Representative sandwich model

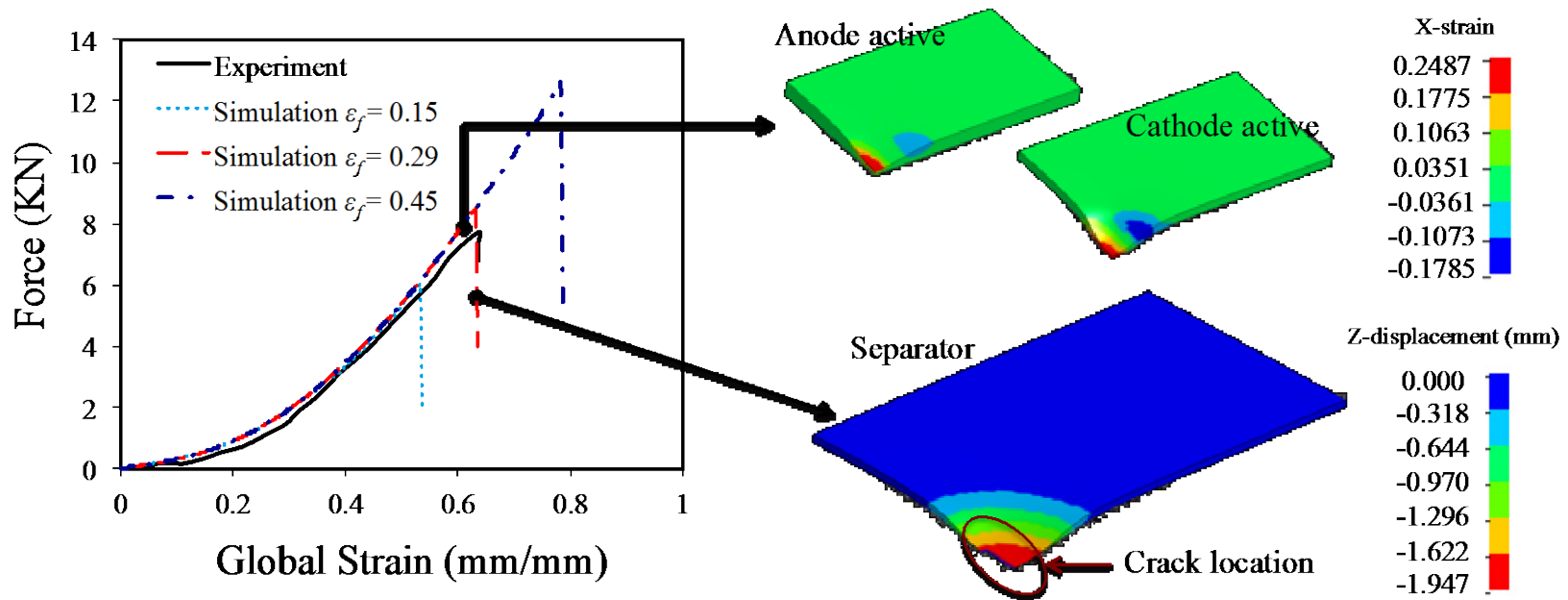


❖ Coupled modeling

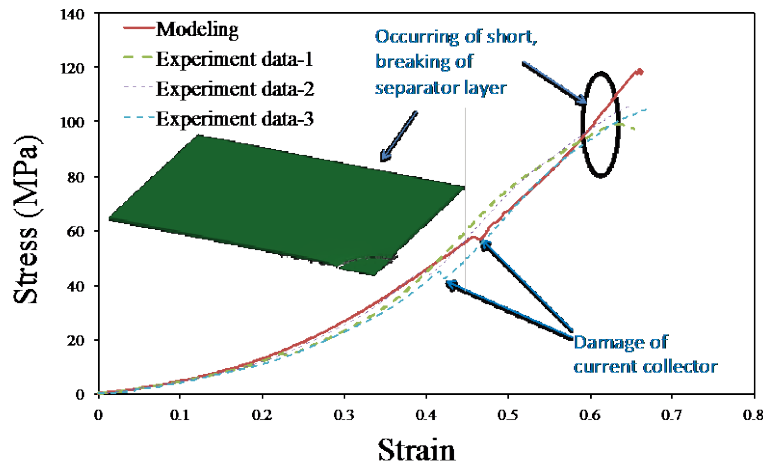


Coupled Mechanical-Electrical-Thermal Modeling

❖ Hemisphere indentation



❖ Cylindrical indentation

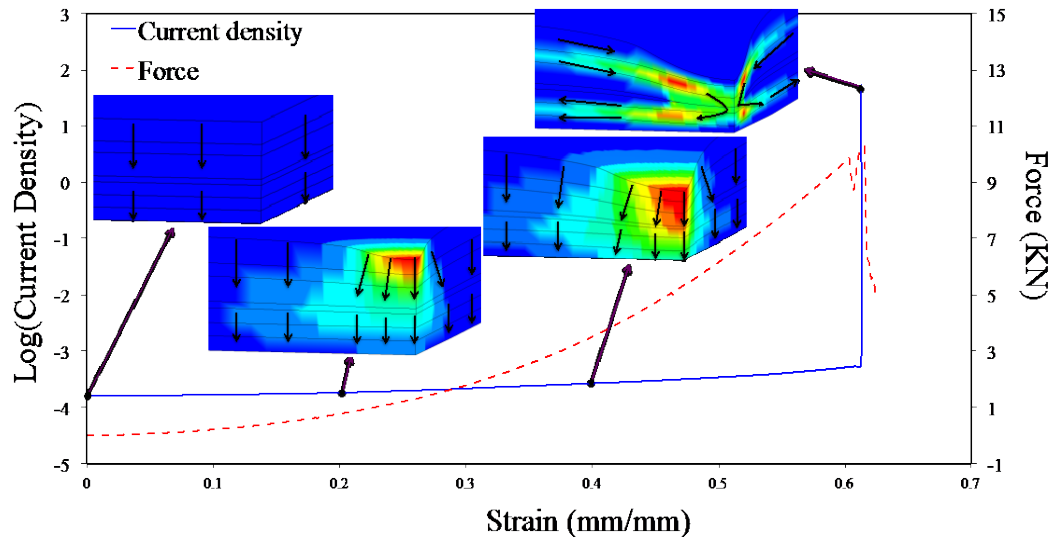


- Different separator cracking pattern under different loading conditions;
- The main failure behavior includes: electrode tensile cracking, electrode compressive failure, interface shear failure and separator tensile failure et al.

Zhang et al. J. Power Source, 2015

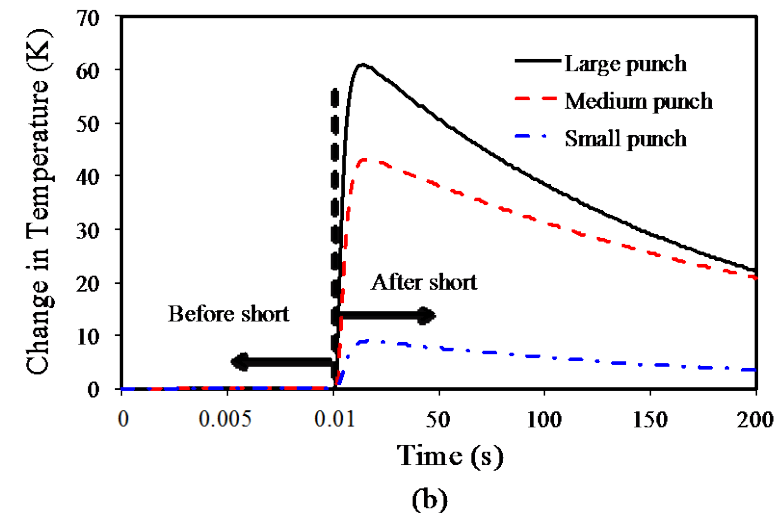
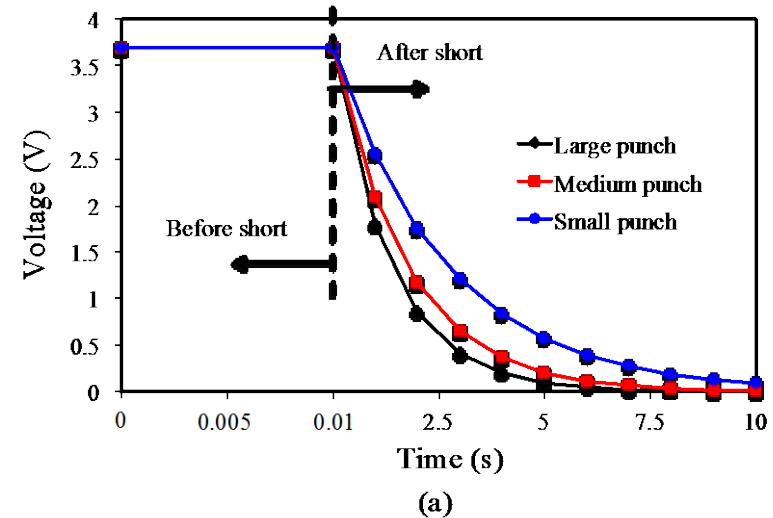
Coupled Mechanical-Electrical-Thermal Modeling

❖ Electrical-thermal Responses



Current density across the active material before and after a short-circuit at different levels of total strain

- The established approach captures the evolution of current density and temperature ramp.
- It was utilized to study the interaction between mechanical failure and short circuit behavior to identify the origin of experimental variation.



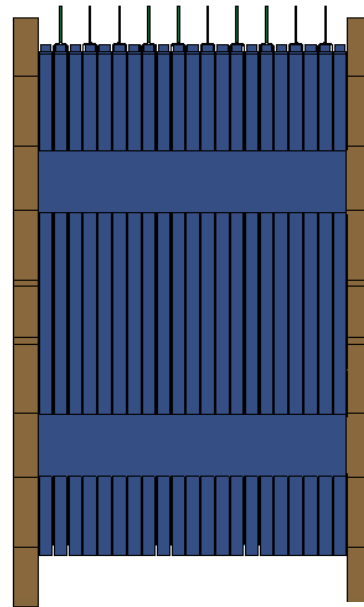
Voltage drop and temperature increase following by a mechanical abuse induced short circuit

Zhang et al. J. Power Source, 2015

Mechanical-electrical failure of a battery module


❖ Impact simulation

1. Simulate the impact response of a battery package using simultaneous electrical-mechanical-thermal model;
2. Predict the failure of battery cell and temperature distribution;
3. Evaluate the safety of battery package.




Mass of impactor 32 Kg;


impact speed 6.26 m/s to represent the experimental condition



Front and back panel



Middle frame



battery cell X 20

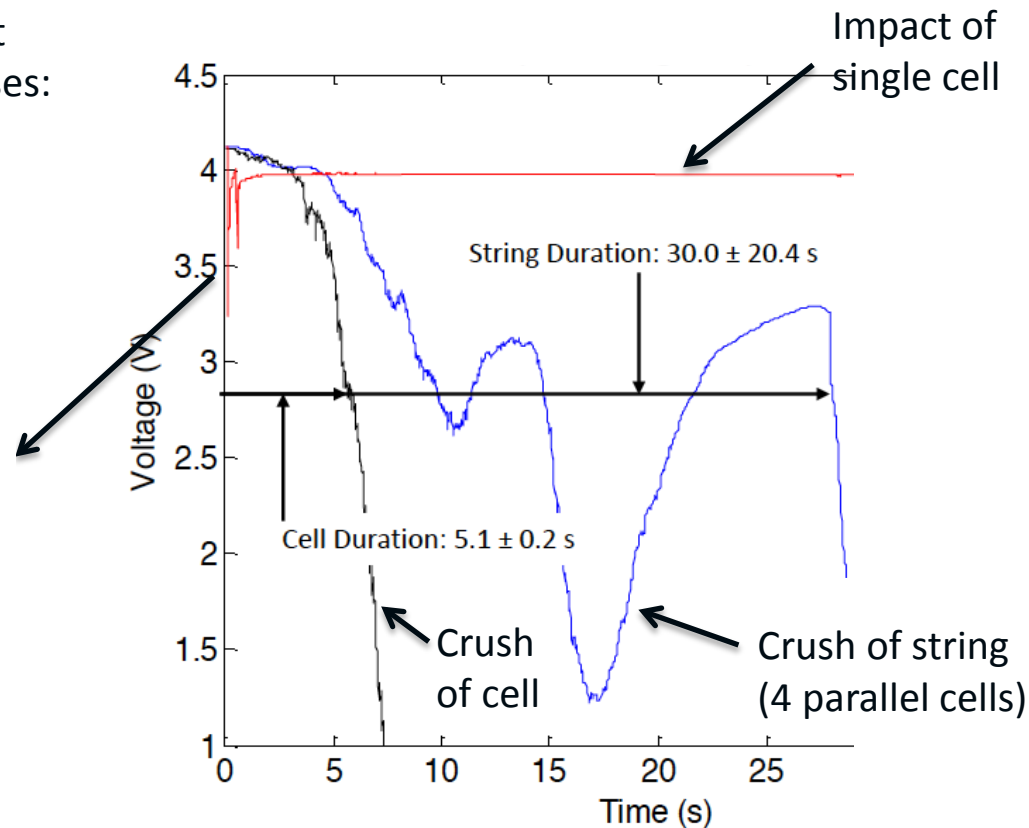
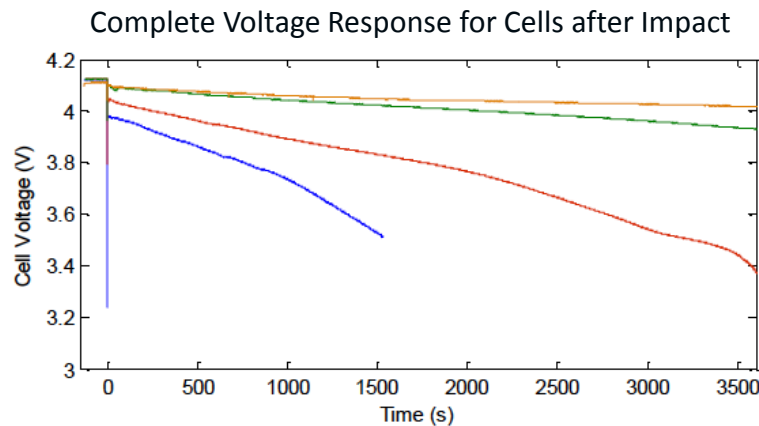
Total number of elements: 0.5 million

Computational time: 30 hours using 60 large memory CPUs

Quasi-static and Impact Failure of Lithium-Ion Batteries

Similar peak loads applied to cell over different time scales produced different voltage responses:

- For static crush, instantaneously drop of voltage, significant reactions and thermal runaway were observed; (**hard short**)
- For impact, the pouch remained intact, moderate temperature rise. (**soft short**)




	Peak Load (kN)	Peak Temperature (°C)	Cell Duration
Static Crush	77.3±3.4	300~350	5.1 ±0.2s
Impact	79.3±1.1	25~70	hours

Santhanagopalan et al. AMR, 2015

Mechanical-Electrochemical-Thermal Modeling

❖ Limitations of Existing Approach

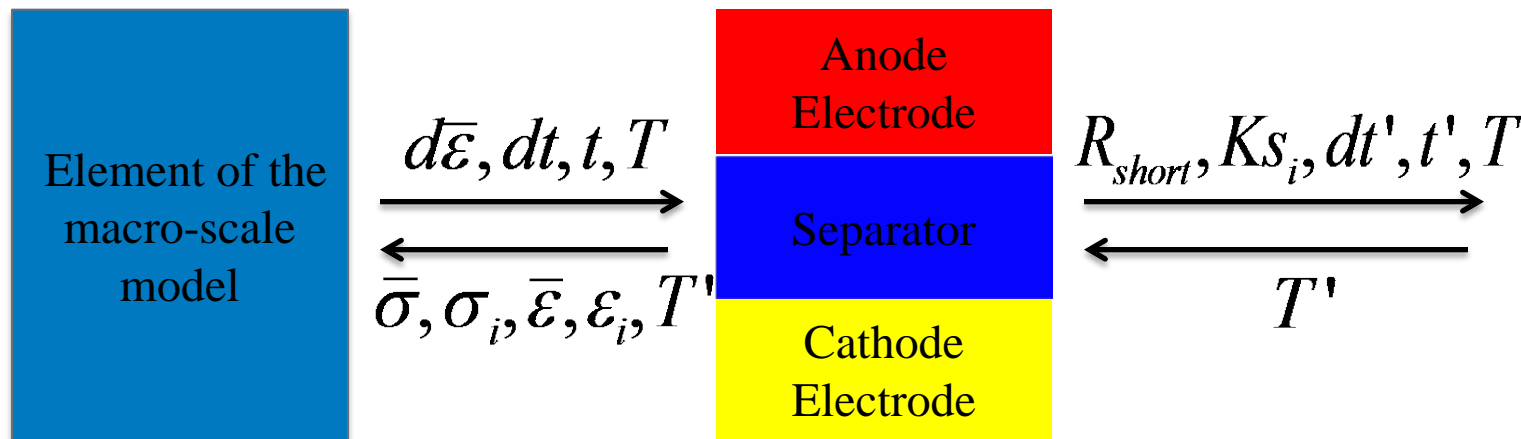
- Progressive failure process across the layered structure;
- Prediction of short circuit propagation across the cell;
- Simultaneously coupled modeling of mechanical abuse induced short circuit.



Macro-scale 3D homogenized mechanical-thermal model

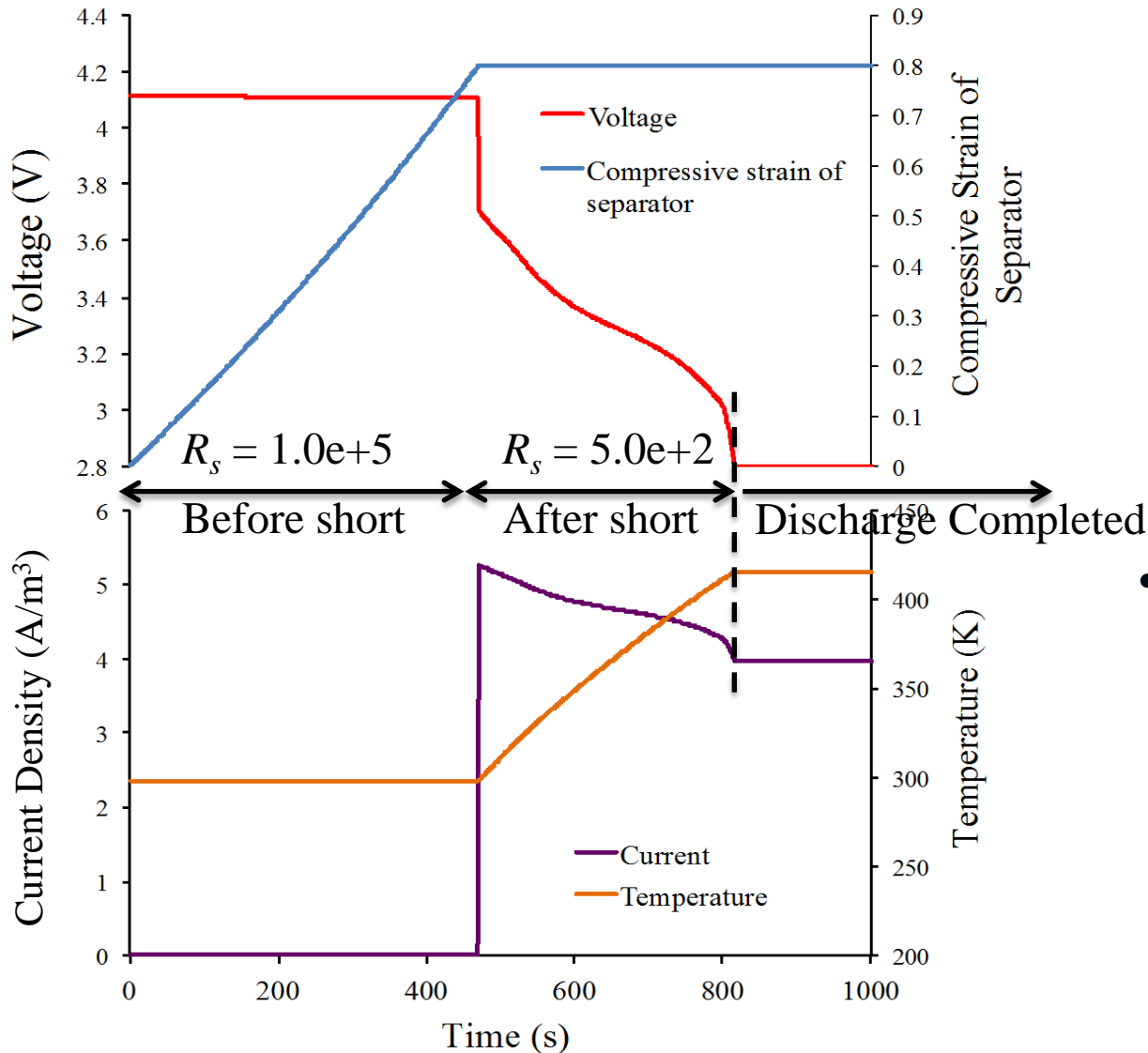
Meso-scale quasi-3D mechanical-thermal model

Pseudo 2D electrochemical-thermal model



Mechanical-Electrochemical-Thermal Modeling

❖ Single Element Benchmark Study



- Short Resistance ($\Omega \cdot m^3$)

Different type of shorts can be distinguished by the short area for the different failure modes of separator layer, e.g. tensile failure or shear failure.

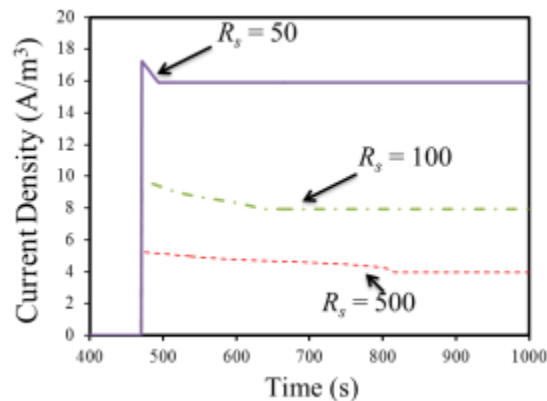
$$R_{short} = A_{short} \sum \frac{1}{K_s^{(i)}}$$

- Temperature

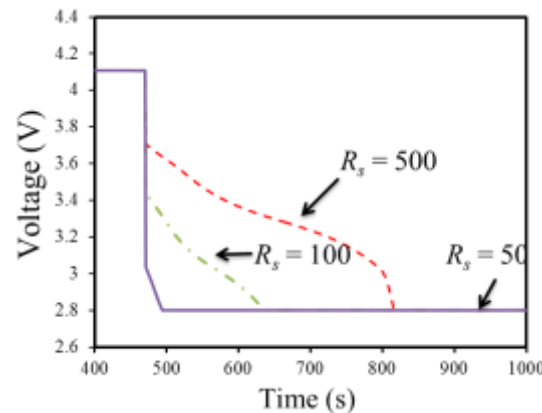
Temperature is assumed to be uniform across each LSDYNA macro element. And the temperature rise is calculated based on the generation of joule heating energy and **electrochemical reaction heats**.

Mechanical-Electrochemical-Thermal Modeling

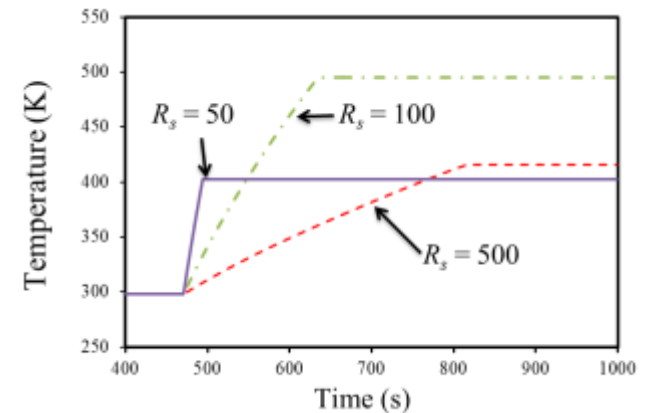
❖ The effect of short resistance on the abuse responses



Current Profile



Voltage Profile



Temperature Profile

- With the decrease of short circuit resistance, the instantaneous increase of current and voltage drop increases, the discharging completes in a much quicker manner.
- The temperature profile is consistent with the voltage/current evolution profiles, a lower short-circuit resistance does not always produce a higher temperature: there are trade-offs between the cell's energy content, how fast it can be dissipated as heat in the electrochemical models versus heat transfer rates away from the point of generation.

Summary

- We present experimental and modeling approach on the crashworthiness of battery structures from single cell to battery module;
- We investigated the variation of failure behavior of batteries under different loading conditions;
- We developed unique modeling approach and proposed new approach on the safety performance of battery under external mechanical abuse;
- Further efforts are necessary on modeling the progressive failure process in the component level and solid methodologies on coupling the mechanical failure with electrochemical-thermal behaviors

Acknowledgement

The NREL Team

Chuanbo Yang
Kandler Smith

Lei Cao
Michael Sprague

Funding

Brian Cunningham
Dave Howell



Collaborations



Thank You!

www.nrel.gov

