

Photoelectrochemical Water Systems for H₂ Production

2007 DOE Hydrogen, Fuel Cells, and Infrastructure
Technologies Program Review

May 17, 2007

John A. Turner, Todd Deutsch, Jeff Head, and Paul Vallett
National Renewable Energy Laboratory
jturner@nrel.gov 303-275-4270

This presentation does not contain any proprietary or confidential information.

Overview

Timeline

- Project start date: 1991
- Project end date: tbd
- Percent complete: tbd

Budget

- Total project funding to date
 - DOE share: \$5.9M (~0.75 FTE + postdoc, average)
- Funding received in FY 2006: \$140k
- Funding for FY 2007: \$800k

Barriers


Barriers addressed

- ✓ M. Materials durability
- ✓ O. Materials efficiency
- ✓ N. Device configuration designs

Partners

Interactions/collaborations

- UNLV-SHGR
- University of Nevada, Reno
- Colorado School of Mines
- University of Colorado
- Program production solicitation
 - MVSystems, Inc
 - Midwest Optoelectronics



Photoelectrochemical Hydrogen Production: UNLV-SHGR Program Subtask

Robert Perret
UNLVRF

15 May 2007

#PDP37

This presentation does not contain any proprietary or confidential information



Photoelectrochemical Conversion

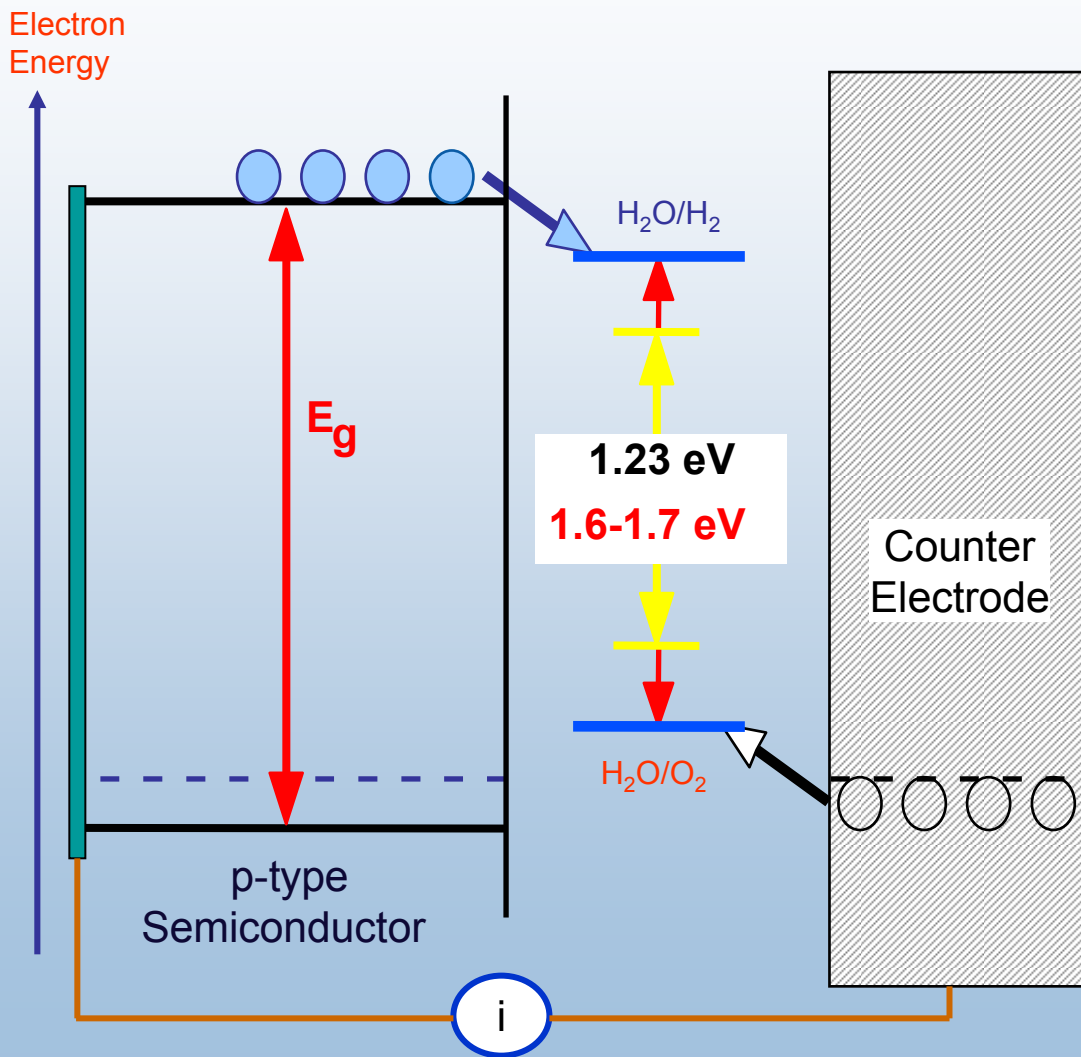
Goals and Objectives

The goal of this research is to develop a stable, cost effective, photoelectrochemical-based system that will split water using sunlight as the only energy input. Our objectives are:

1. Identify and characterize [new semiconductor materials](#) that have appropriate bandgaps and are stable in aqueous solutions.
2. Study [multijunction semiconductor systems](#) for higher efficiency water splitting.
3. Develop techniques for the [energetic control](#) of the semiconductor electrolyte interface and for the preparation of transparent [catalytic coatings](#) and their application to semiconductor surfaces.
4. Identify environmental factors (e.g., pH, ionic strength, solution composition, etc.) that affect the energetics of the semiconductor, the properties of the catalysts, and the stability of the semiconductor.
5. Develop [database](#) to house a library of the material properties discovered by the DOE program.

Material Challenges (*the big three*)

Characteristics for Ideal Photoelectrochemical Hydrogen Production Material



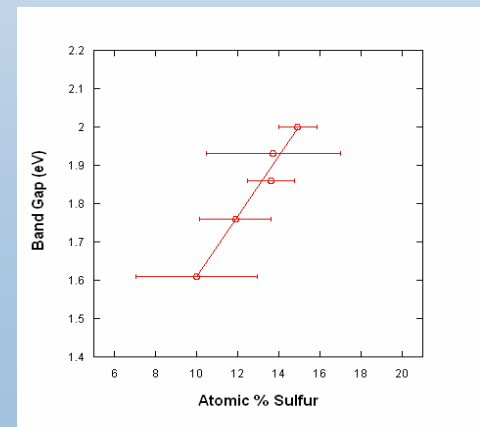
- **Efficiency** – band gap (E_g) must be at least 1.6-1.7 eV, but not over 2.2 eV; must have high photon to electron conversion efficiency
- **Material Durability** – semiconductor must be stable in aqueous solution
- **Energetics** – band edges must straddle H_2O redox potentials (**Grand Challenge**)

All must be satisfied simultaneously.

Approach: High Efficiency Materials & Low-Cost Manufacturing

PEC devices must have the same internal photon-to-electron conversion efficiency as commercial PV devices.

- III-V materials have the highest solar conversion efficiency of any semiconductor material
 - Large range of available bandgaps
 -but
 - Stability an issue – nitrides show promise for increased lifetime
 - Band-edge mismatch with known materials – tandems an answer
- I-III-VI materials offer high photon conversion efficiency and possible low-cost manufacturing
 - Synthesis procedures for desired bandgap unknown
 -but
 - Stability in aqueous solution?
 - Band-edge mismatch?
- Other thin-film materials with good characteristics
 - SiC: low-cost synthesis, stability
 - SiN: emerging material



Approach: Materials Summary

The primary task is to synthesize the semiconducting material or the semiconductor structure with the necessary properties. This involves material research issues (material discovery), multi-layer design and fabrication, and surface chemistry. Activities are divided into the task areas below – focus areas in black:

- GaPN - NREL (high efficiency, stability)
- $\text{CuInGa}(\text{Se},\text{S})_2$ - UNAM (Mexico), NREL (low cost)
- Silicon Nitride - NREL (protective coating, new material)
- GaInP_2 - NREL (fundamental materials understanding)
- Energetics
 - Band edge control
 - Catalysis
 - Surface studies



III-V Nitrides: $\text{GaP}_{1-x}\text{N}_x$

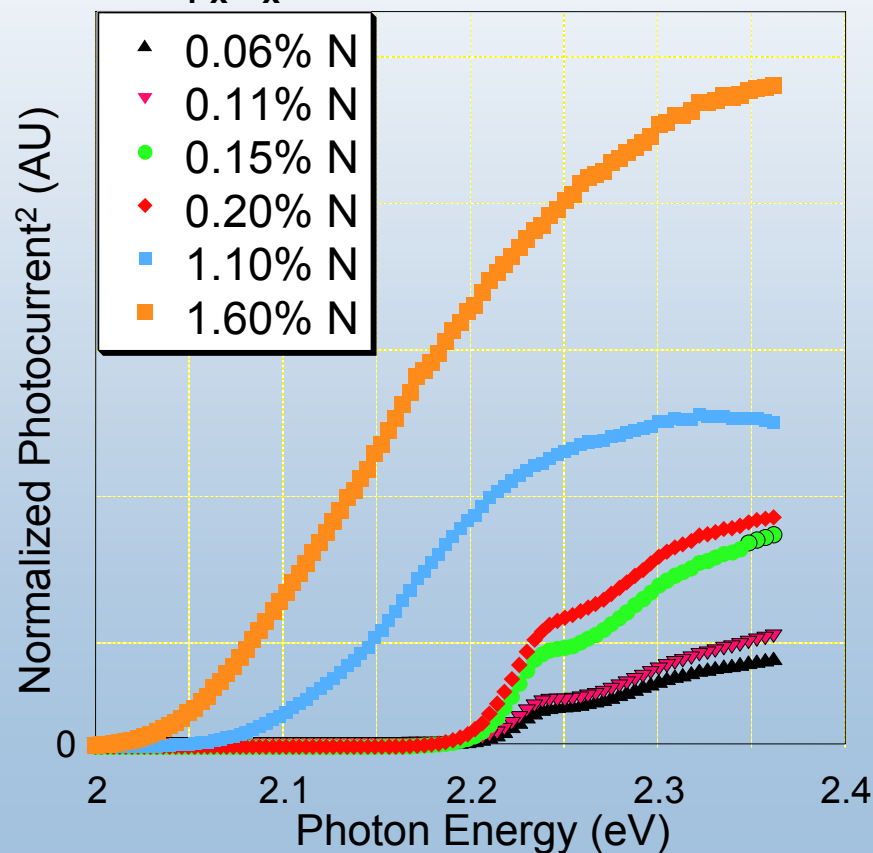
Previous work with III-V nitrides for PEC water splitting showed improved stability with very small amounts of nitrogen, but problems with morphology at higher nitrogen content

- $\text{GaP}_{1-x}\text{N}_x$
 - Addition of small amounts of N causes GaP band gap to narrow (bowing) and transition to become direct
 - Nitrogen enhances stability

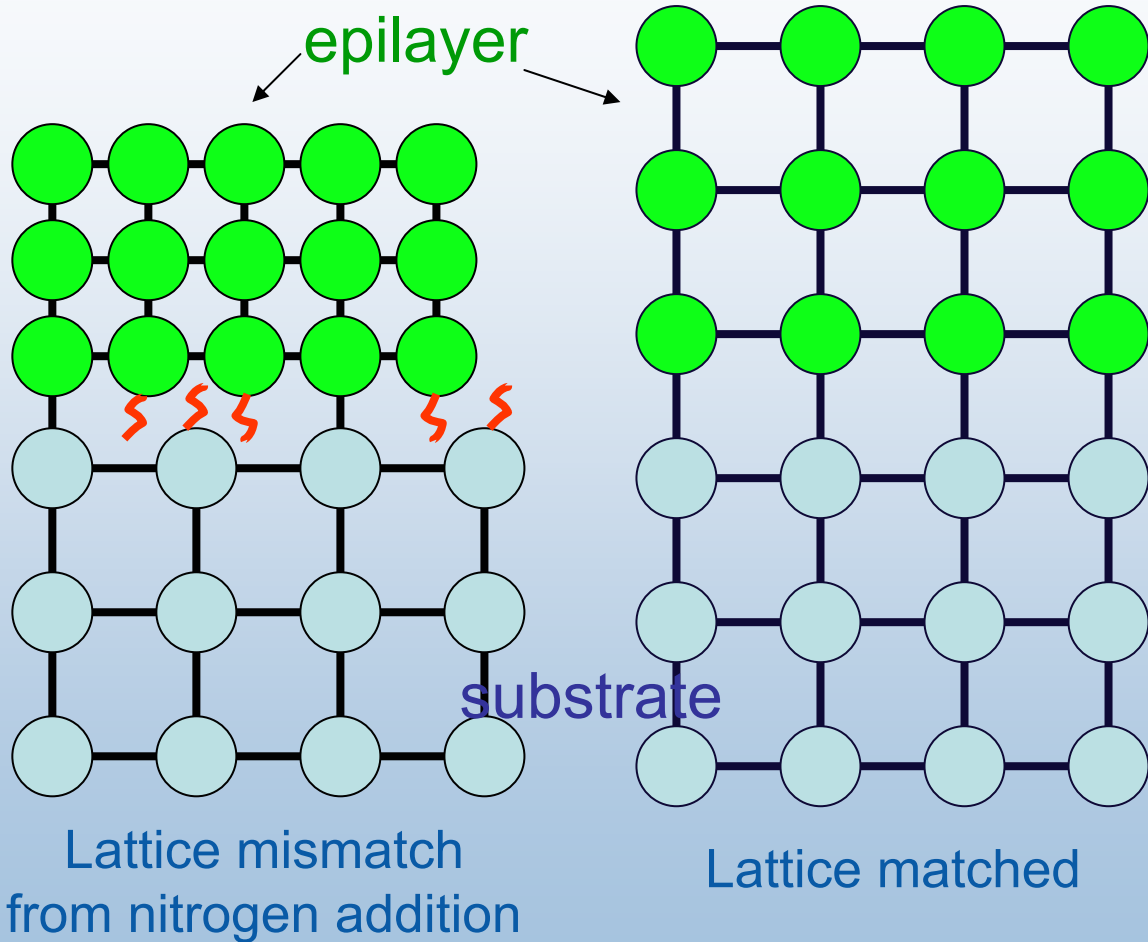


Dr. Todd Deutsch

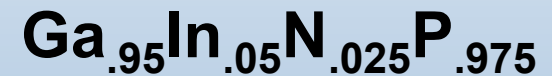
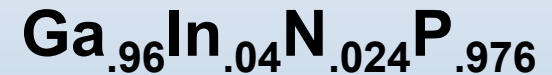
$\text{GaP}_{1-x}\text{N}_x$ Epilayer Direct Band Gap



Increasing the Nitrogen Content: Lattice Matching Using Indium as a Lattice Expander

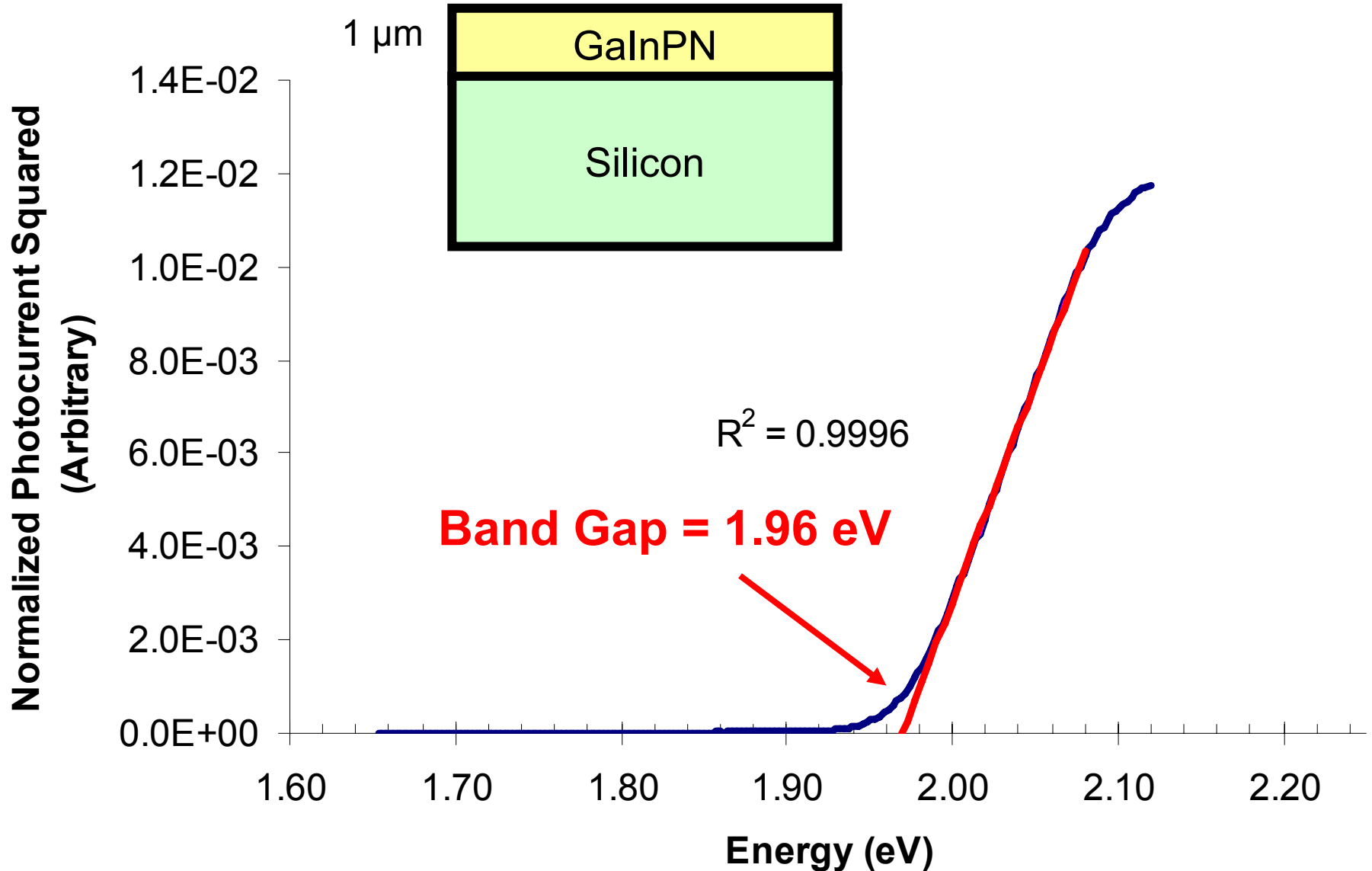


Results: Lattice matched with more than 2% nitrogen




Jeff Head, Paul Vallett

Photocurrent Spectroscopy To Determine the GaInPN Band Gap



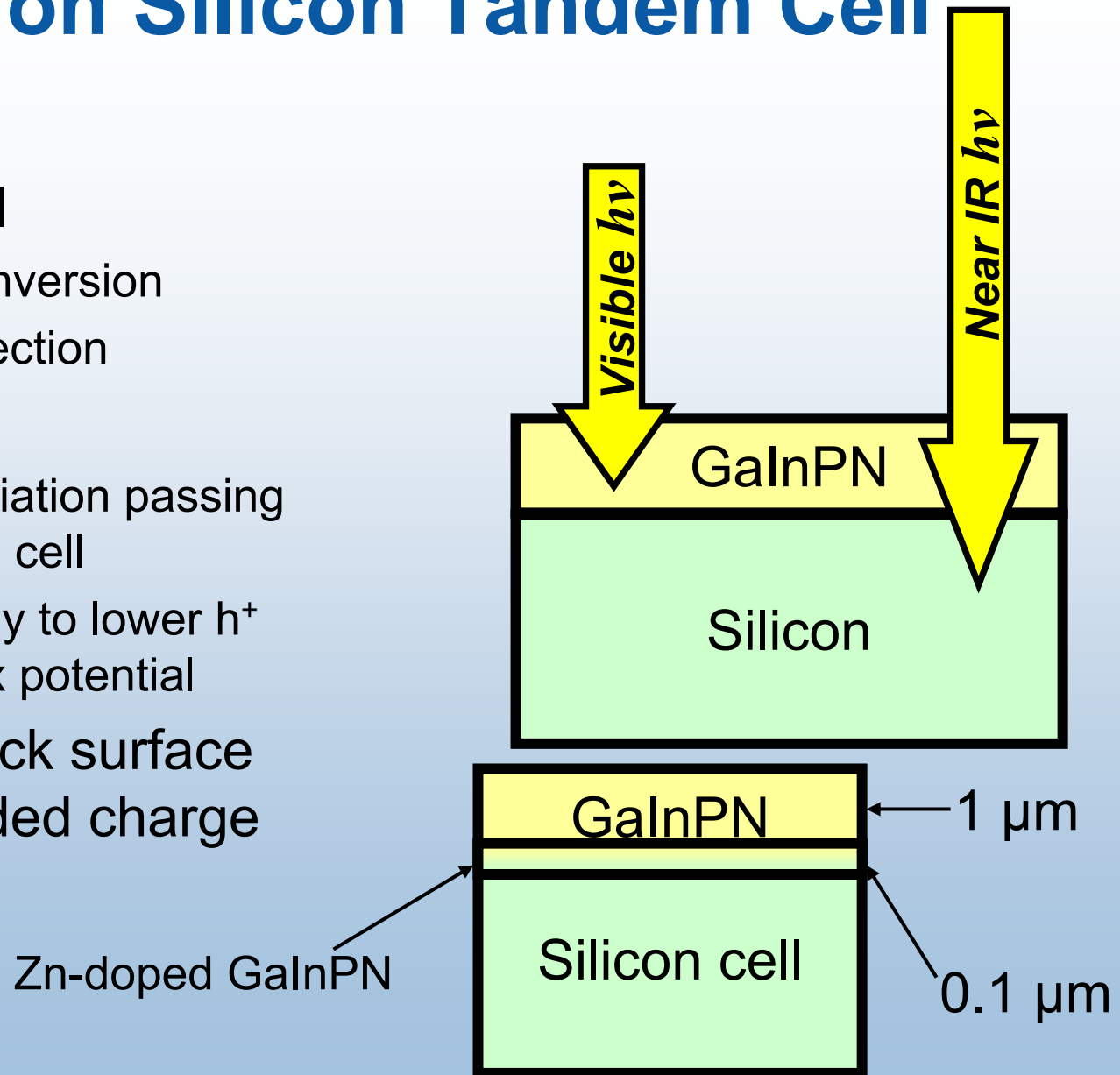
Durability Analysis Showed Improved Corrosion Resistance

- 24-hour corrosion test
 - Constant 5 mA/cm² applied current
 - Sample illuminated at 1 sun
- Profilometry etch depth
 - 0.1 μm average

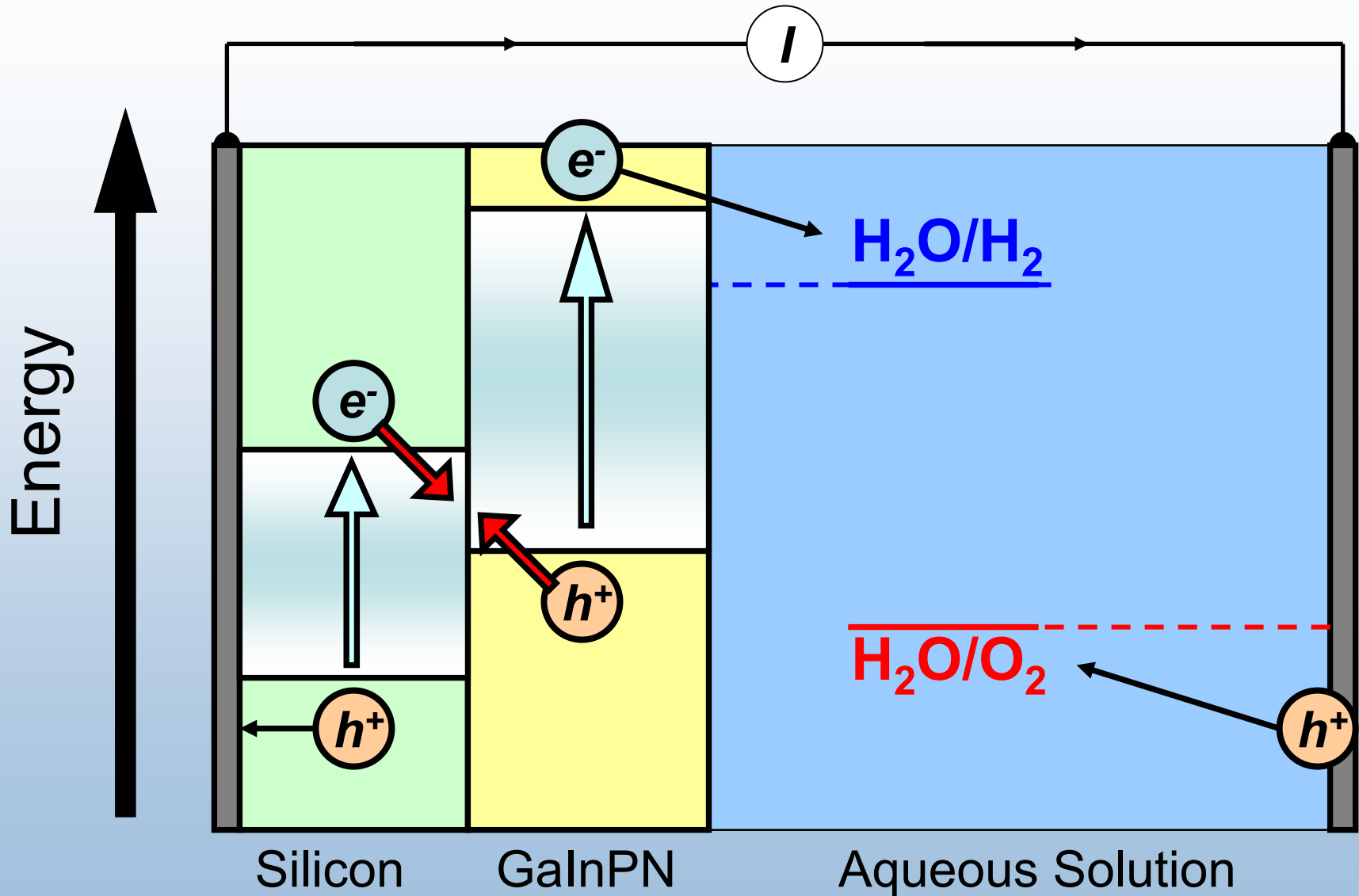


GaInPN on Silicon Tandem Cell

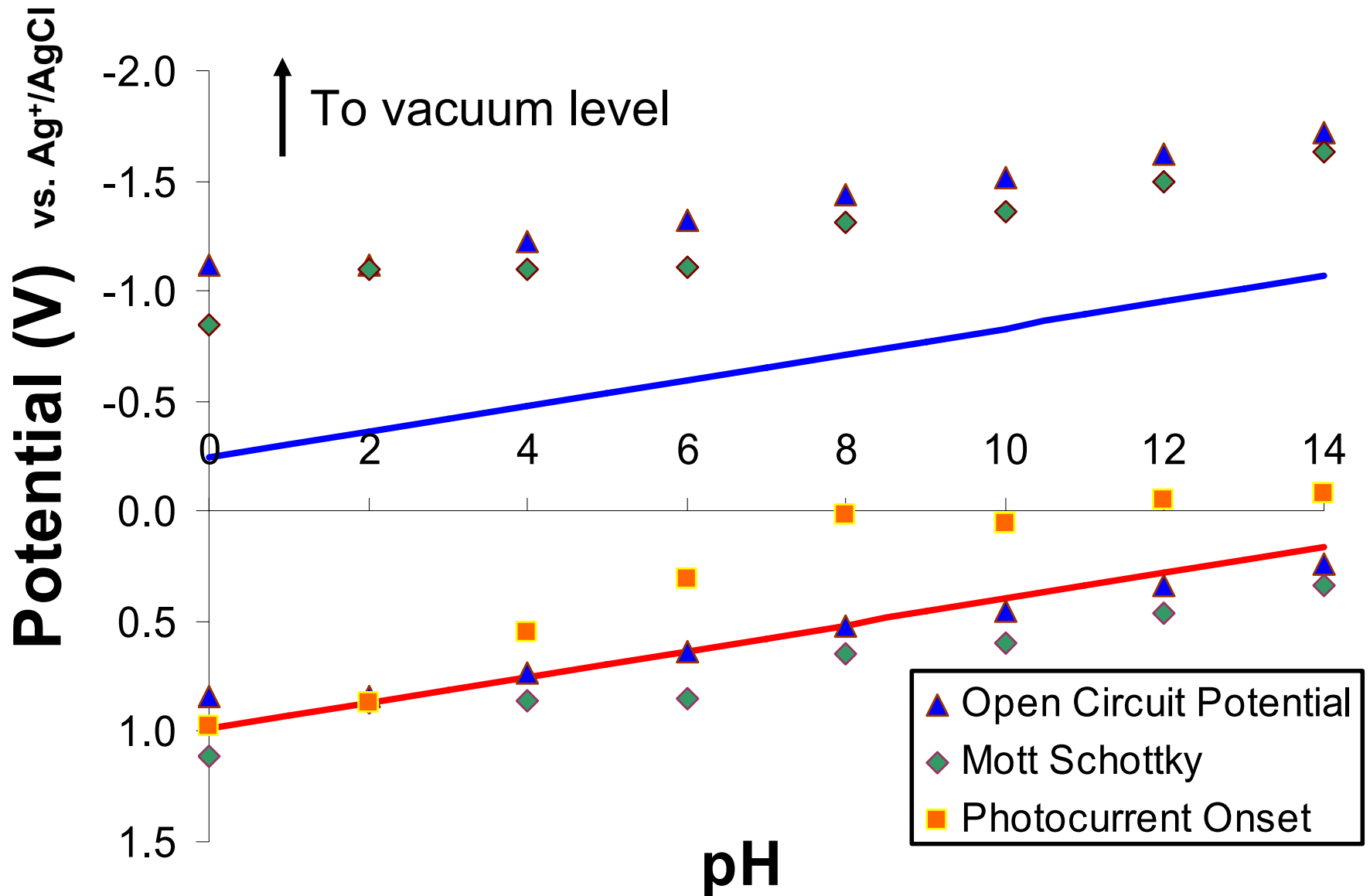
- GaInPN top cell
 - Visible light conversion
 - Corrosion protection
- Si-bottom cell
 - Absorbs IR radiation passing through the top cell
 - Provides energy to lower h^+ below O_2 redox potential
- Also applied back surface field for field-aided charge collection



PEC Energy Diagram

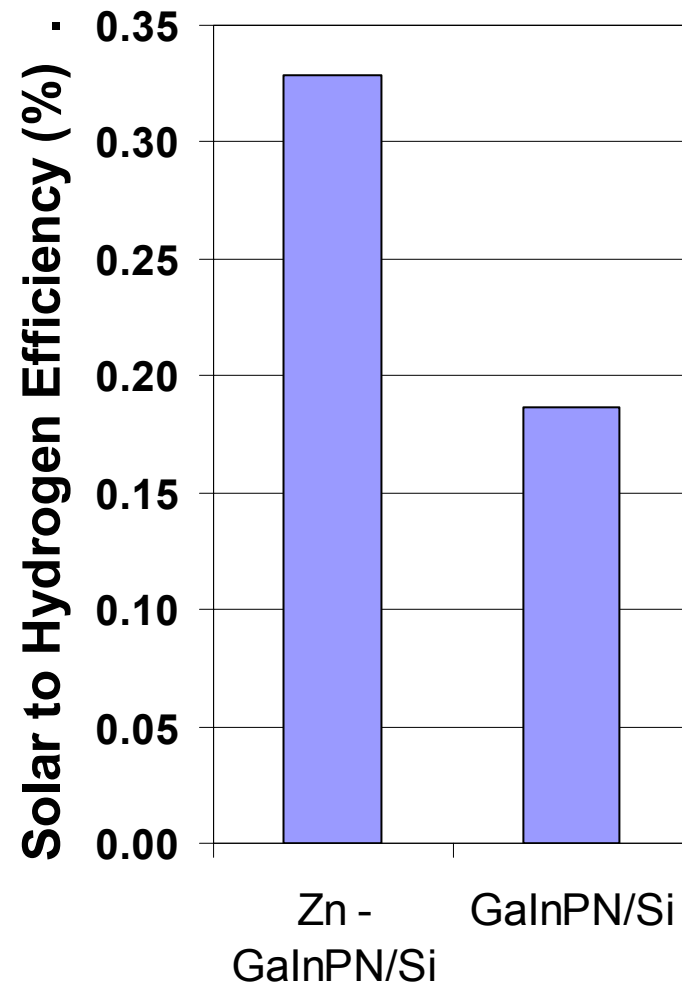


Band Edge Energetics



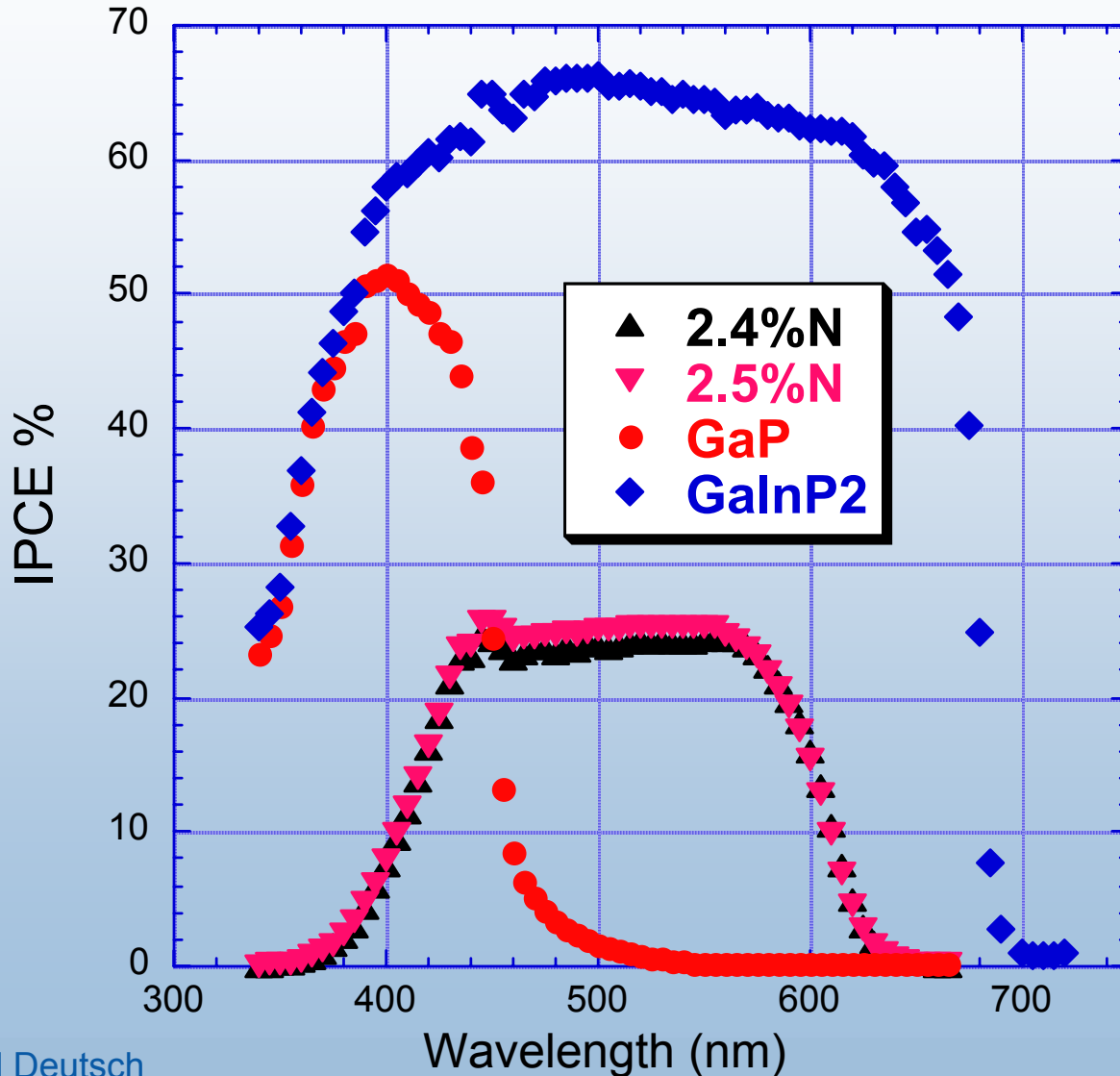
Water Splitting

- Zn-doped layer provides back surface field and improves efficiency
- Nitrogen negatively impacts the electronic properties of material
- Photon to chemical energy conversion efficiency
 - GaInPN: ~25%
 - GaInP₂: ~60%



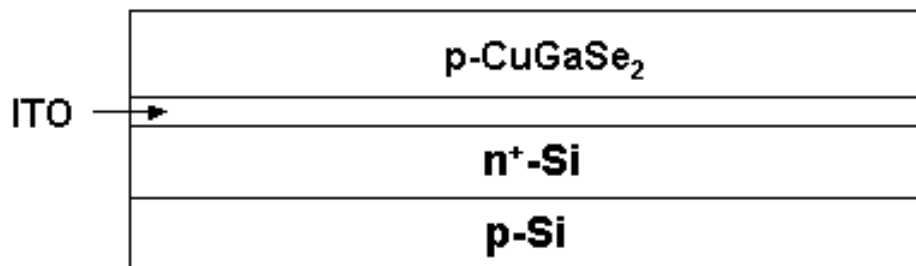
Jeff Head, Paul Vallett

Integrated Photon-to-Electron Current Efficiency (IPCE)

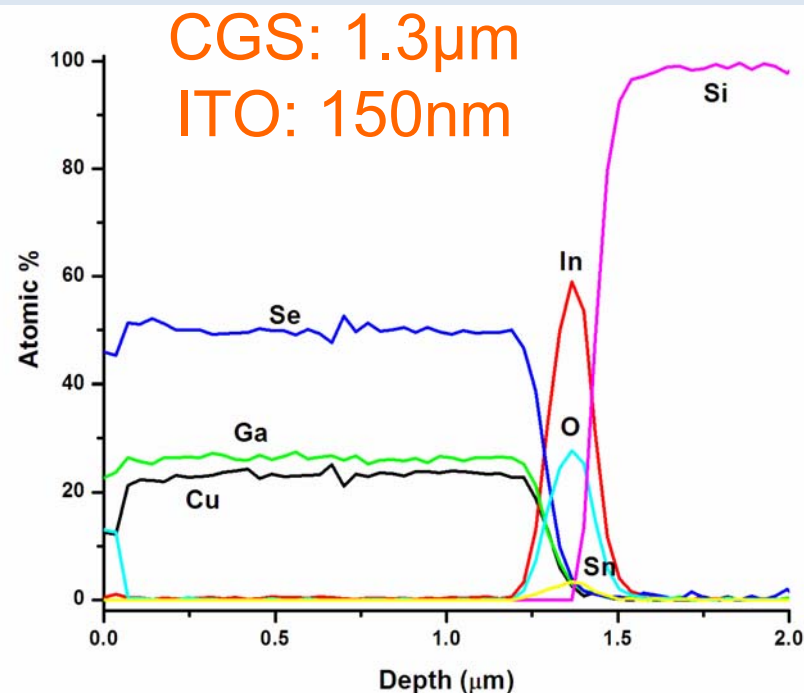
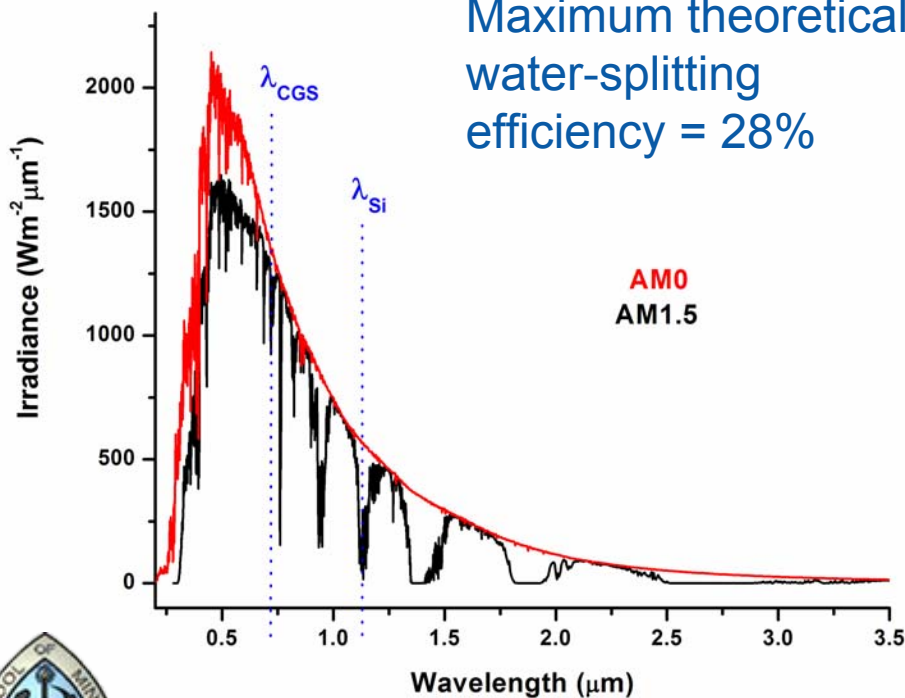


PEC devices must have the same internal photon-to-electron conversion efficiency as commercial PV devices.

CuGaSe₂ Tandem Cell Configuration: Possible High Efficiency, But a New Deposition Approach is Required



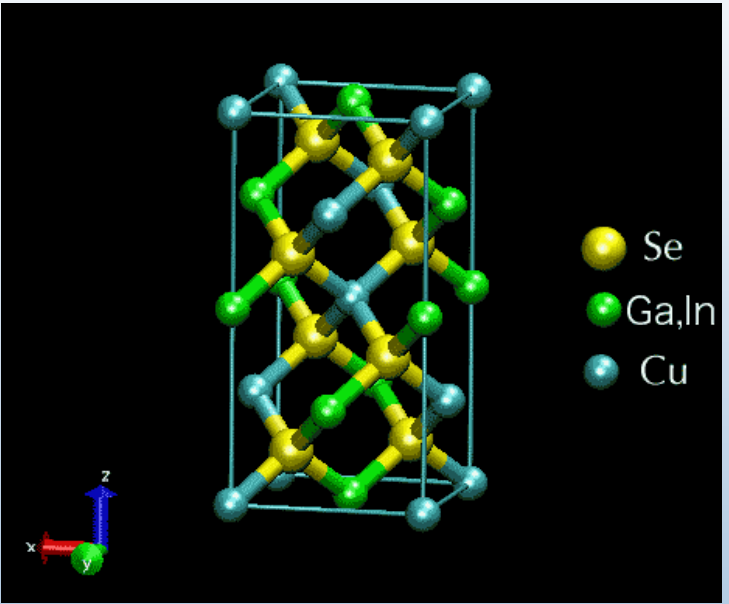
Maximum theoretical
water-splitting
efficiency = 28%




Electrodeposited CGS - Deposition of Ga Difficult

Deposition Bath Compositions Have Been Developed To Produce Good Quality Films

Chalcopyrite Structure



CuGaSe₂ (CGS)



Fair quality
electrodeposited CGS film
on Mo substrate



Good quality
electrodeposited CIGS
film on Mo substrate

Conclusions

- III-V nitrides
 - Higher nitrogen content realized with In as lattice expander
 - PEC water splitting demonstrated on GaInPN:Si tandem cell
 - Nitrogen enhanced stability, but nitrides grown by MOCVD have poor performance
 - p+ layer field aided charge collection, increased efficiency
 - Nitride epilayer needs improvement
- CIGSSe thin films
 - Theoretical 23% water-splitting efficiency with Si-CuGaSe₂ tandem cell, but configuration difficult to realize
 - Possible to electrodeposit good quality films with high Ga
 - Annealing system is being constructed and trials will soon be underway

Future Plans

- Remainder of FY 2007:
 - Continue understanding and improving nitride-based material: III-V nitrides and SiN
 - Develop new electrosynthesis approaches and low-temperature annealing processes for CIGSSe films
 - Improve tandem cell design with thin-film CIGSSe
- For FY 2008:
 - Look at possible new materials with UNLV, CSM ...
 - Coatings: SiN, SiC ...
 - Multijunction structures