



U.S. Department of Energy

Energy Efficiency and Renewable Energy

Bringing you a prosperous future where energy is clean, abundant, reliable, and affordable

Parabolic Trough VSHOT Optical Characterization in 2005-2006

Tim Wendelin



U.S. Department of Energy
Energy Efficiency and Renewable Energy

Bringing you a prosperous future where energy is clean, abundant, reliable, and affordable

Disclaimer and Government License

This work has been authored by Midwest Research Institute (MRI) under Contract No. DE-AC36-99GO10337 with the U.S. Department of Energy (the "DOE"). The United States Government (the "Government") retains and the publisher, by accepting the work for publication, acknowledges that the Government retains a non-exclusive, paid-up, irrevocable, worldwide license to publish or reproduce the published form of this work, or allow others to do so, for Government purposes.

Neither MRI, the DOE, the Government, nor any other agency thereof, nor any of their employees, makes any warranty, express or implied, or assumes any liability or responsibility for the accuracy, completeness, or usefulness of any information, apparatus, product, or process disclosed, or represents that its use would not infringe any privately owned rights. Reference herein to any specific commercial product, process, or service by trade name, trademark, manufacturer, or otherwise does not constitute or imply its endorsement, recommendation, or favoring by the Government or any agency thereof. The views and opinions of the authors and/or presenters expressed herein do not necessarily state or reflect those of MRI, the DOE, the Government, or any agency thereof.



Trough Deployment/Operation Phases

- Development
 - R&D directed at maximizing performance/cost ratio
 - Requires testing tool(s) that provide detailed data on mirror contour, mirror panel positioning
- Manufacture/Installation
 - QC testing of mirror panels (statistical sampling)
 - Module assembly
 - Requires fast, relatively simple optical characterization to reveal problems & fix
- Maintenance/Operation
 - Many contributors to optical performance (e.g. specularity, mirror distortion, dirt, receiver shape/position)
 - Large fields require simple, fast, effective tools to understand/fix problems & maximize performance



Optical Characterization Areas

- Mirror Optical Accuracy
 - Mirror contour
 - Mirror specularity
- Mirror Panel Alignment
 - Tilt
 - Position
- Receiver Positioning

Each issue is uniquely present in each phase



Trough Optical Characterization Issues

- Single biggest challenge to fast, effective characterization:
 - Lower concentration, line focus optics a large mirror area and subsequent spatial test zone
 - Development
 - Less of an issue
 - Manufacturing/Installation
 - Somewhat of an issue
 - Operation/Maintenance
 - BIG issue
- Point: Different tools needed for different phases



2005 Activities

- Focused on development and manufacturing/installation phases
 - Solargenix Advanced Parabolic Pilot Project
 - Industrial Solar Technology (IST) Parabolic Trough Technology Development Project
- Improve/Modify/Update VSHOT for Parabolic Trough Field Measurements
- Use VSHOT to quantify for both Solargenix and Industrial Solar Technology designs
 - Mirror Optical Accuracy
 - Mirror contour
 - Mirror specularity
 - Mirror Panel Alignment
 - Tilt
 - Position



U.S. Department of Energy

Energy Efficiency and Renewable Energy

Bringing you a prosperous future where energy is clean, abundant, reliable, and affordable

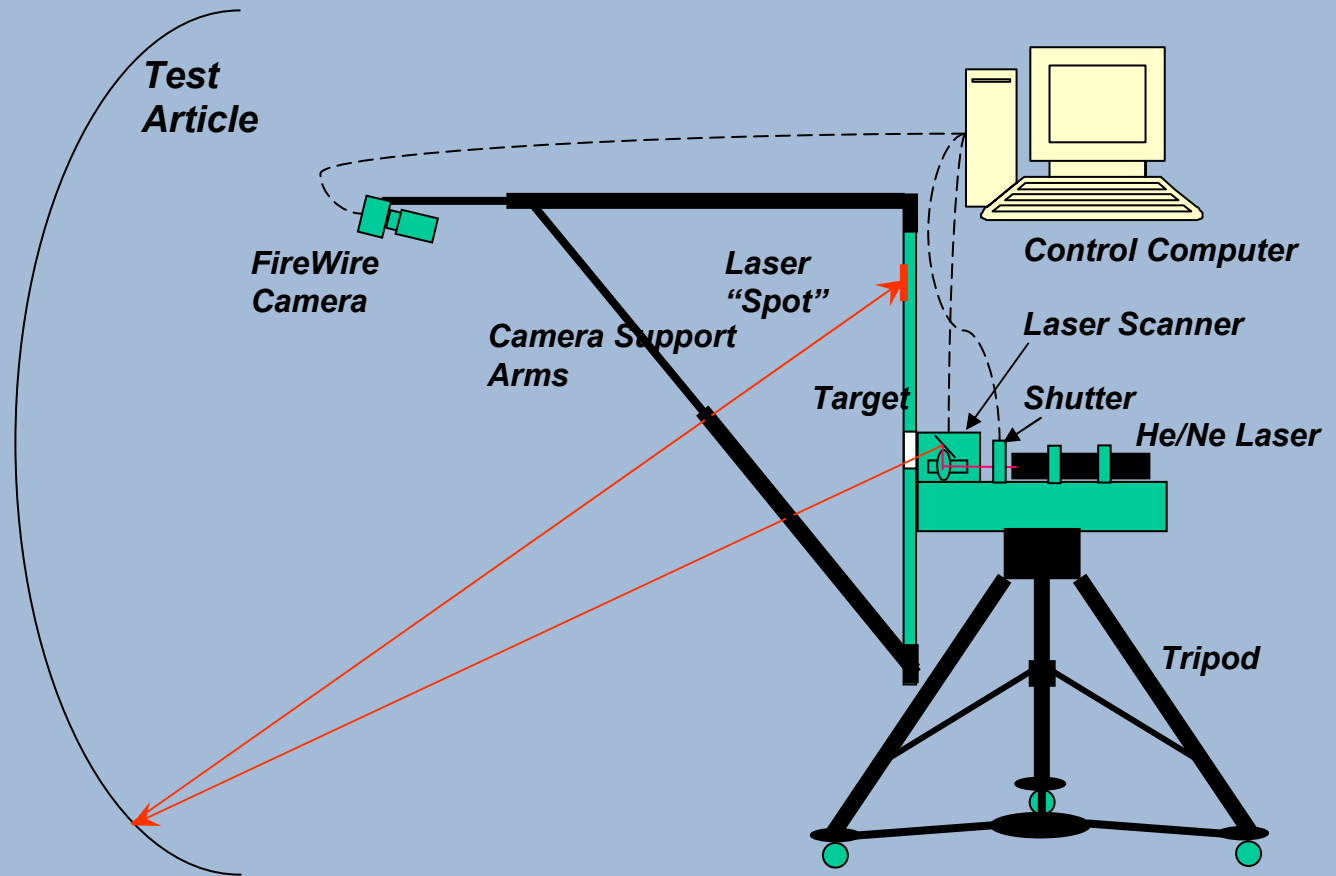
Field Ready VSHOT

- Laptop controlled
- Updated development environment
- National Instruments Image Acquisition and Processing libraries
- Firewire camera implementation
- Equipment organization and shipping container
- Fixed camera supports/target calibration



VSHOT

- Originally designed for point-focus concentrators
- Adapted for line-focus optics (samples one vertical slice at a time)
- Measures bi-directional surface slope, fits data to user defined shape, reports errors relative to that shape





U.S. Department of Energy

Energy Efficiency and Renewable Energy

Bringing you a prosperous future where energy is clean, abundant, reliable, and affordable

Solargenix Advanced Parabolic Trough Pilot Project

- Leveraged off of the Nevada South West Energy Partnership
- Focuses on Manufacturing and Installation Phase



U.S. Department of Energy
Energy Efficiency and Renewable Energy

Bringing you a prosperous future where energy is clean, abundant, reliable, and affordable

Primary Objective



Full-Scale Testing....

.... Prior to 50 MW Plant





History and Linkage to National Program

- 4-yr USA-Trough development (DOE/NREL)



- Major advances, but need full-scale tests
 - New lightweight structure
 - New drive
 - New controls
 - New concrete piers and support pedestals
 - New ball joint assemblies



Project Hardware



- Advanced low-cost bearings installed
- Construction completed (All 24 space frames: 2 SCAs)
- Controllers and drives installed



VSHOT Test Objectives

- Provide Solargenix with data on mirror optical errors
- Validate the “new and improved” field ready VSHOT system
- Lessons learned and identification of improvements to assist future testing



U.S. Department of Energy
Energy Efficiency and Renewable Energy

Bringing you a prosperous future where energy is clean, abundant, reliable, and affordable

First Round of Tests
Starnet Spaceframe
February '05





U.S. Department of Energy Energy Efficiency and Renewable Energy

Bringing you a prosperous future where energy is clean, abundant, reliable, and affordable





U.S. Department of Energy Energy Efficiency and Renewable Energy

Bringing you a prosperous future where energy is clean, abundant, reliable, and affordable





U.S. Department of Energy Energy Efficiency and Renewable Energy

Bringing you a prosperous future where energy is clean, abundant, reliable, and affordable





U.S. Department of Energy Energy Efficiency and Renewable Energy

Bringing you a prosperous future where energy is clean, abundant, reliable, and affordable





U.S. Department of Energy Energy Efficiency and Renewable Energy

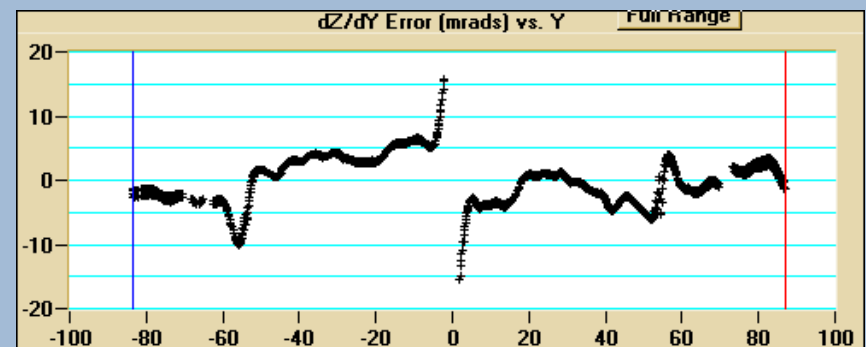
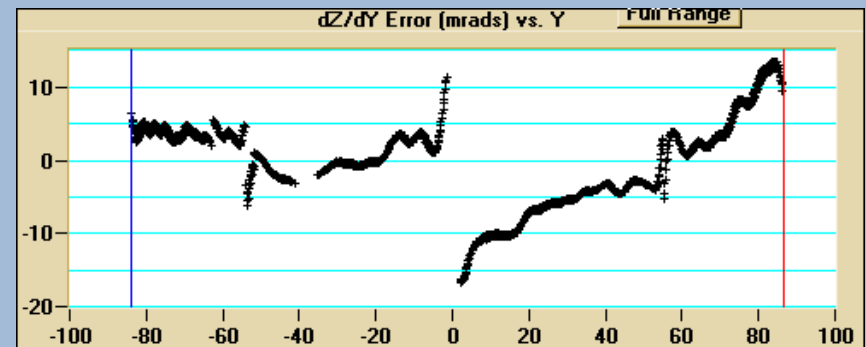
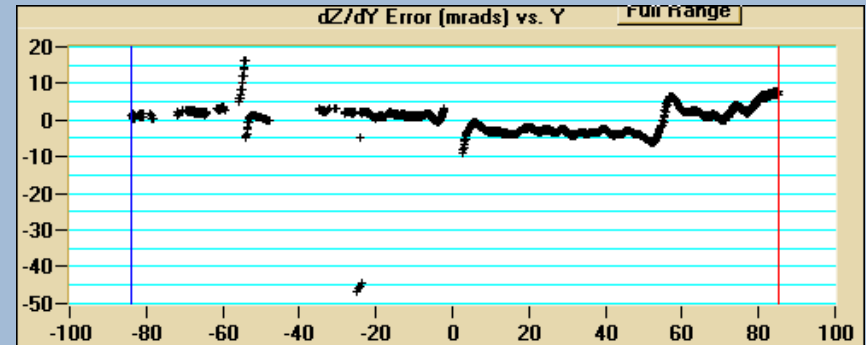
Bringing you a prosperous future where energy is clean, abundant, reliable, and affordable





Initial Test Results (Feb. '05)

- Only tested 3 columns of glass mirrors
- Not enough data to come to any conclusions regarding mirror optical accuracy.
- Validated outdoor testing



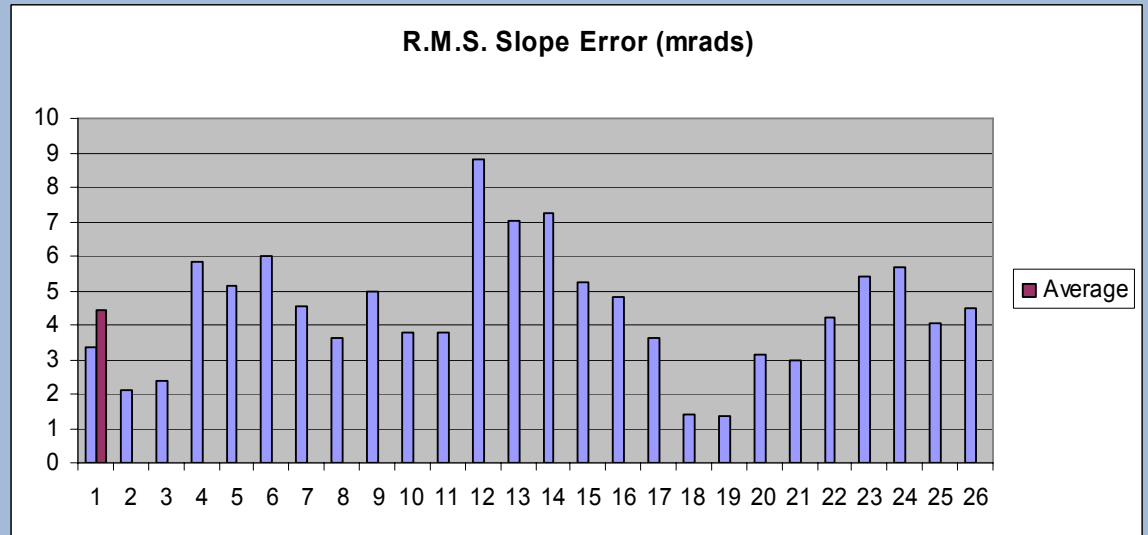
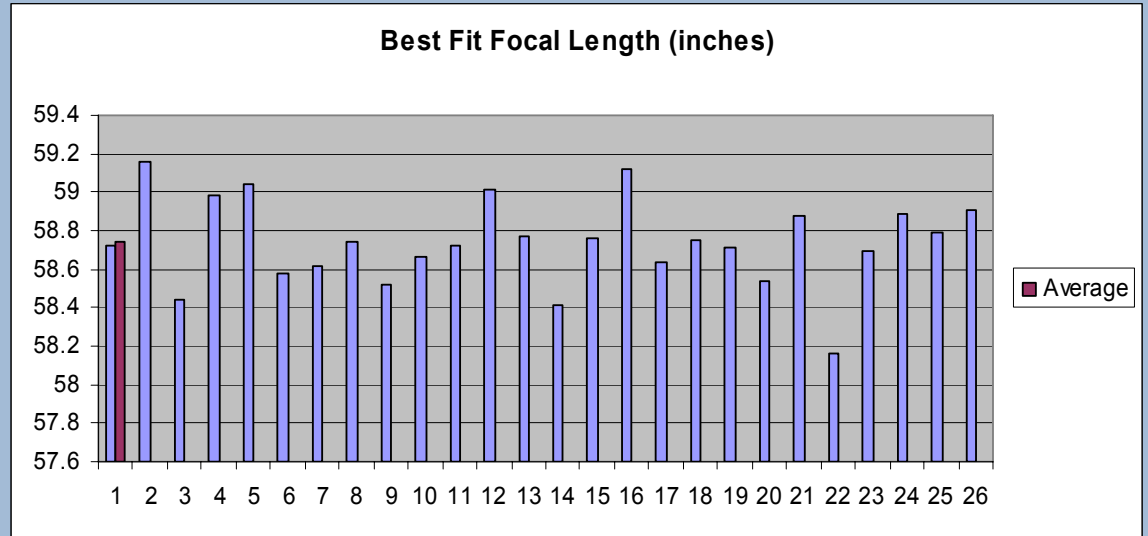


2nd Round of Tests (July '05)

- Fully populated SCA (6 Starnet modules on each side of drive)
- Randomly select two mirror columns per module (24 VSHOT profiles total)
- Use data to quantify SCA twist and overall r.m.s optical slope error
- Identify specific contributors to slope error (i.e. mirror panel distortion and/or misalignment)



- Average r.m.s. slope error = 4.4 mrad
- Average best fit focal length = 58.73" compared to design of 58.66"





Conclusions (StarNet Spaceframe)

- Misalignment and distortion contribute to optical error
- 4.4 mrad r.m.s. slope error not unreasonable, but improvements could be made, especially in mirror panel misalignment
- Cannot say much about SCA twist due to drive drift during during test period. More tests necessary.



U.S. Department of Energy

Energy Efficiency and Renewable Energy

Bringing you a prosperous future where energy is clean, abundant, reliable, and affordable

Gossamer Spaceframe


- Solargenix sought out new supplier for spaceframe
- Potential for lower assembly cost and better performance
- Tests on new modules performed in September, October '05



U.S. Department of Energy Energy Efficiency and Renewable Energy

Bringing you a prosperous future where energy is clean, abundant, reliable, and affordable

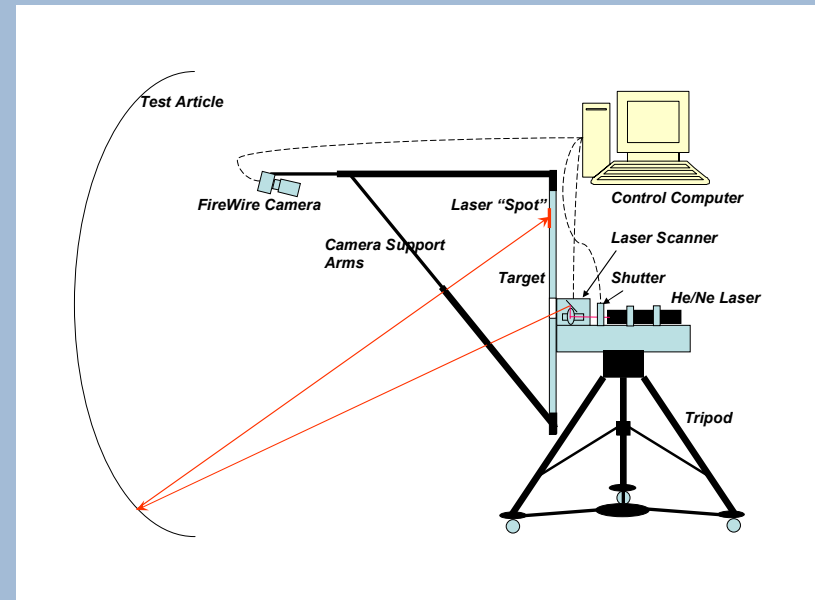
Gossamer Spaceframe





VSHOT Improvements

- Camera integrated into target
- Leveling tools built into tripod
- Much faster data acquisition now possible





U.S. Department of Energy

Energy Efficiency and Renewable Energy

Bringing you a prosperous future where energy is clean, abundant, reliable, and affordable

Gossamer Results

- R.M.S. Slope Error approaching 3.0 mrad
- Based partly on these results Solargenix has decided to use Gossamer spaceframes in their 64 MW El Dorado Valley plant.



U.S. Department of Energy

Energy Efficiency and Renewable Energy

Bringing you a prosperous future where energy is clean, abundant, reliable, and affordable

Industrial Solar Technology Parabolic Trough Development Project

- IST scaling up their unique structural concentrator design to LS-2 type dimensions
- Requires optical characterization baseline of their existing product
- VSHOT used to provide data



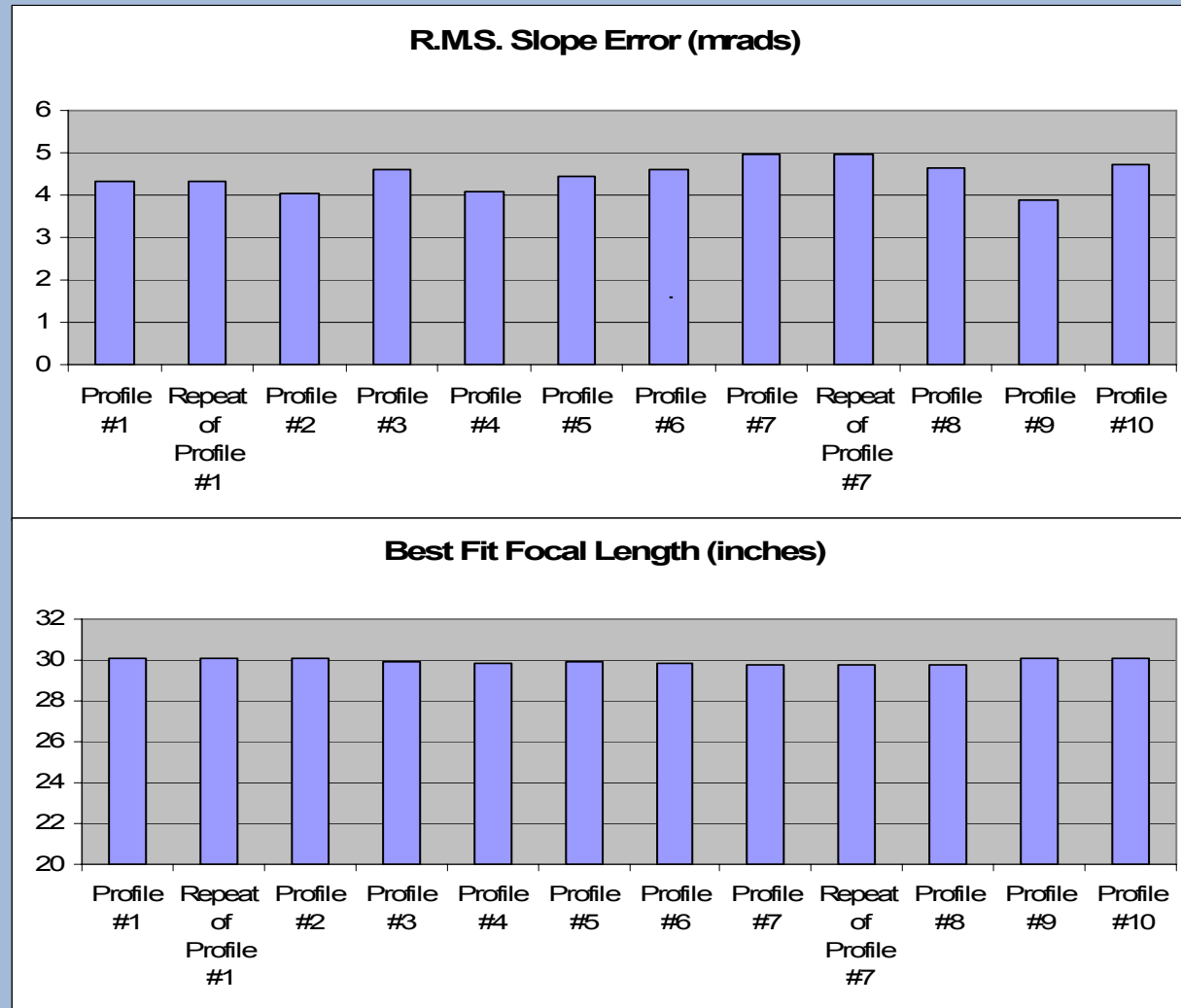
Industrial Solar Technology Parabolic Trough Development Project

- Current IST design is continuous surface reflector (no individual mirror panels)
- Concentrator module itself provides structural stiffness along module length (no support structure required)
- 10 VSHOT profiles taken along length of baseline IST module (using polymer film reflector) to characterize optical performance



Initial Module Results

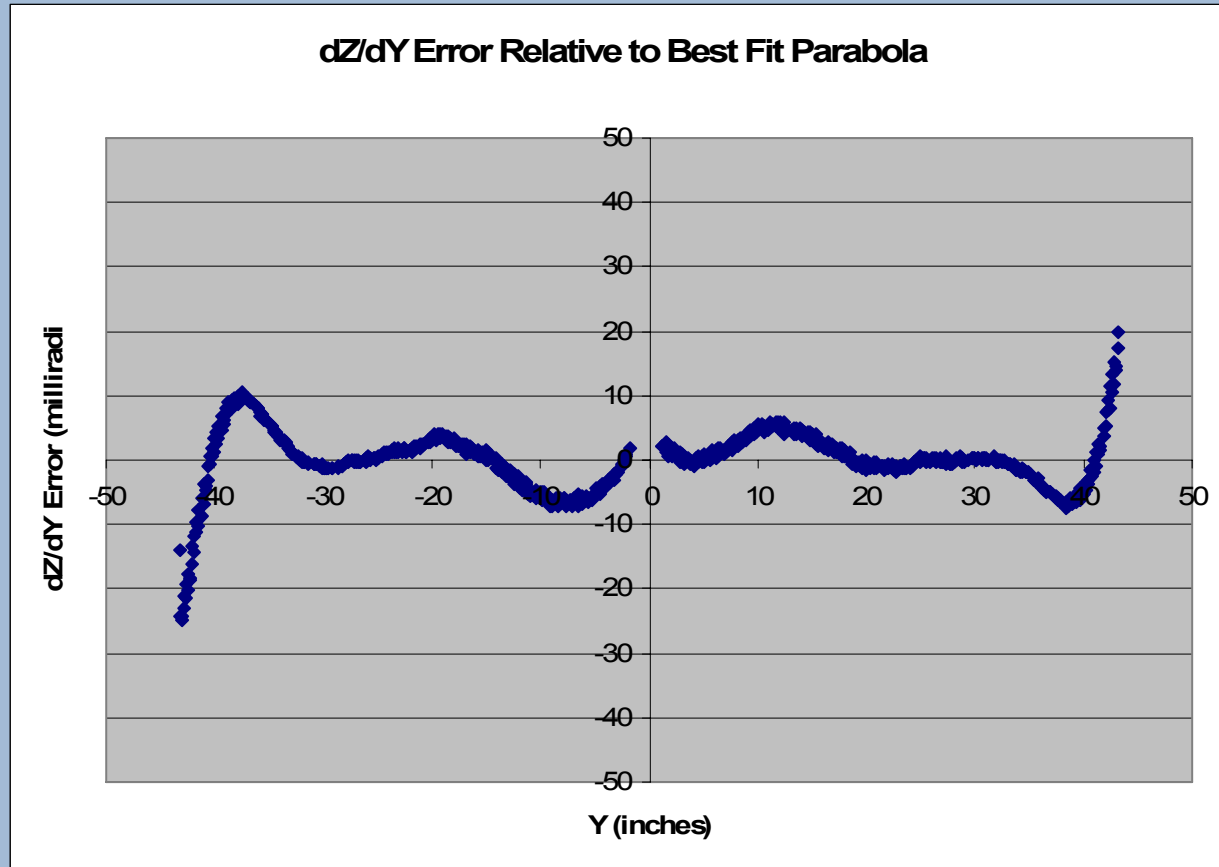
- Average r.m.s. slope error = 4.46 mrad
- Average best fit focal length = 29.92" compared to design of 30.06"
- Very consistent along module length





Results

- Consistent profile along module length
- Exhibits a flattening or parabolic curve at rims
- Better machining tolerances could improve this considerably





Recent results

- Two new improved modules assembled and tested
- Significant improvement in slope error ~ 3.4 mrad r.m.s.
- Closer to design focal length of 30.35"

