

## **Control of Moisture Ingress into Photovoltaic Modules**

M.D. Kempe

*Prepared for the 31<sup>st</sup> IEEE Photovoltaics Specialists  
Conference and Exhibition  
Lake Buena Vista, Florida  
January 3–7, 2005*



**NREL**

**National Renewable Energy Laboratory**  
1617 Cole Boulevard, Golden, Colorado 80401-3393  
303-275-3000 • [www.nrel.gov](http://www.nrel.gov)

Operated for the U.S. Department of Energy  
Office of Energy Efficiency and Renewable Energy  
by Midwest Research Institute • Battelle

Contract No. DE-AC36-99-GO10337

## NOTICE

The submitted manuscript has been offered by an employee of the Midwest Research Institute (MRI), a contractor of the US Government under Contract No. DE-AC36-99GO10337. Accordingly, the US Government and MRI retain a nonexclusive royalty-free license to publish or reproduce the published form of this contribution, or allow others to do so, for US Government purposes.

This report was prepared as an account of work sponsored by an agency of the United States government. Neither the United States government nor any agency thereof, nor any of their employees, makes any warranty, express or implied, or assumes any legal liability or responsibility for the accuracy, completeness, or usefulness of any information, apparatus, product, or process disclosed, or represents that its use would not infringe privately owned rights. Reference herein to any specific commercial product, process, or service by trade name, trademark, manufacturer, or otherwise does not necessarily constitute or imply its endorsement, recommendation, or favoring by the United States government or any agency thereof. The views and opinions of authors expressed herein do not necessarily state or reflect those of the United States government or any agency thereof.

Available electronically at <http://www.osti.gov/bridge>

Available for a processing fee to U.S. Department of Energy and its contractors, in paper, from:

U.S. Department of Energy  
Office of Scientific and Technical Information  
P.O. Box 62  
Oak Ridge, TN 37831-0062  
phone: 865.576.8401  
fax: 865.576.5728  
email: <mailto:reports@adonis.osti.gov>

Available for sale to the public, in paper, from:

U.S. Department of Commerce  
National Technical Information Service  
5285 Port Royal Road  
Springfield, VA 22161  
phone: 800.553.6847  
fax: 703.605.6900  
email: [orders@ntis.fedworld.gov](mailto:orders@ntis.fedworld.gov)  
online ordering: <http://www.ntis.gov/ordering.htm>



# CONTROL OF MOISTURE INGRESS INTO PHOTOVOLTAIC MODULES

Michael D. Kempe  
National Renewable Energy Laboratory  
1617 Cole Boulevard, Golden CO 80401

## ABSTRACT

During long-term exposure of photovoltaic modules to environmental stress, the ingress of water into the module is correlated with decreased performance. By using diffusivity measurements for water through encapsulants such as ethylene vinyl acetate (EVA), we have modeled moisture ingress using a finite-element analysis with atmospheric data from various locations such as Miami, Florida. This analysis shows that because of the high diffusivity of EVA, even an impermeable glass back-sheet alone is incapable of preventing significant moisture ingress from the edges for a 20-year lifecycle. This result has led us to investigate ways to protect module from the moisture through the use of different encapsulating chemistries and materials.

## INTRODUCTION

The ingress of moisture into photovoltaic (PV) modules has been correlated with increased failure rates, especially in hot and humid climates such as Miami, Florida. The first step toward understanding this failure mechanism is to determine how long it takes a module to approach equilibrium with the water in the external environment. To do this, the diffusivity and water absorption capacity of ethylene vinyl acetate (EVA) was measured to obtain the necessary information to model water-ingress rates. This allowed one-dimensional (1-D) finite-element analysis to be performed using meteorological data to determine the transient water content within the module for the case of a breathable back-sheet and for a double-glass laminate.

## EXPERIMENTAL

### Diffusivity and solubility measurements

The transient water-vapor transmission rate (*WVTR*) through a 2.84-mm-thick EVA membrane was measured using a Mocon Permatron-W<sup>®</sup> 3/31. Passing dry nitrogen across both sides of the membrane dried the sample, and the measurement was started when liquid water was introduced to one side (see Fig. 1a). If one assumes that the diffusivity obeys Fick's law (diffusivity is independent of concentration), then the transient *WVTR* can be described as:

$$WVTR(t) = \frac{DC_s}{l} \left[ 1 + 2 \sum_{n=1}^{\infty} (-1)^n e^{\left( \frac{-Dn^2\pi^2 t}{l^2} \right)} \right], \quad (1)$$

where *D* is the diffusivity, *C<sub>s</sub>* is the saturation concentration, *t* is time, and *l* is the membrane thickness [1]. A small shift of ~80 s was needed for the time axis prior to fitting Eq. 1 to the data. The diffusivity is determined first by the time required to reach steady state, and then the water-saturation concentration is determined by the steady-state *WVTR* (see Fig. 1b).

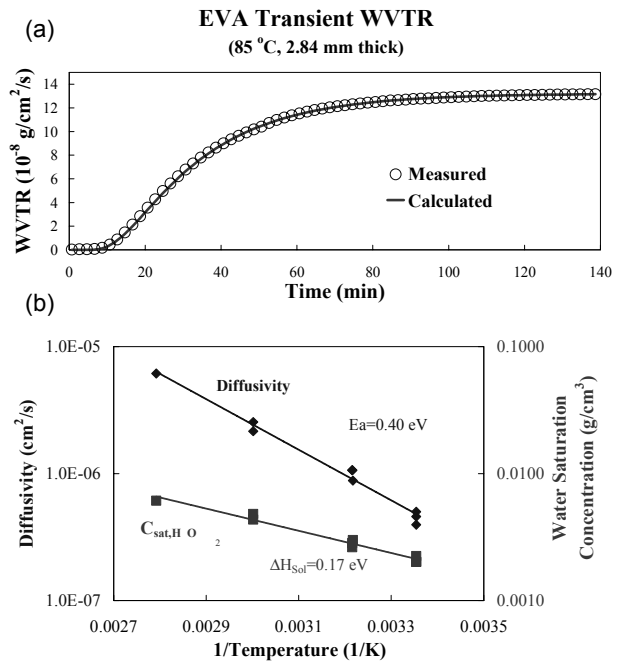


Fig. 1. (a) Sample *WVTR* measurement used to measure diffusivity. The solid line was calculated using Eq. 1. (b) Plot of water diffusivity and solubility in EVA.

The diffusivity and solubility for other polymeric materials was also measured to evaluate their potential use in PV modules (see Fig. 2). All of these materials (except for BRP-C, which contains considerable filler) were found to have a transient *WVTR* that was well described by Eq. 1, indicating that their diffusivity is Fickian. For BRP-C, the

diffusivity values are only effective diffusivities that are best applied at long times.

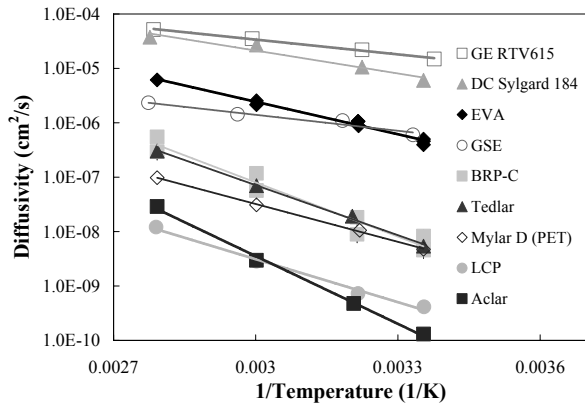


Fig. 2. Diffusivity measurements for several polymers. GE RTV615 and DC Sylgard 184 are both polydimethyl silicones manufactured by General Electric and Dow Corning, respectively. GSE is an experimental film provided by Global Solar. BRP-C is an experimental encapsulant from BRP Manufacturing. LCP is a liquid crystal polymer.

It was found that EVA has a relatively high diffusivity that is only exceeded by silicones. It should also be noted that the diffusivity of the different materials varies by orders of magnitude and that consequently the time for moisture ingress also varies by orders of magnitude.

### Determination of module exposure from meteorological data

Meteorological data for Miami, Florida, for 2002 were obtained from Atlas Weather Services under a subcontract with the National Renewable Energy Laboratory (NREL). Data for Golden, Colorado, were measured at NREL. Because the Miami data did not include module temperature, this had to be estimated using heat-transfer equations, as outlined by Myers [2]. The data from NREL included module temperature and were used to validate the heat transfer calculations and make slight modification to some of the model parameters for improved accuracy.

The Miami data were obtained in 10-min increments, with occasional missing data points. When this occurred, the data were interpolated between adjacent points. For large sections of missing data, points were substituted from the previous day.

## RESULTS AND DISCUSSION

### Moisture ingress into a breathable back-sheet

The moisture ingress through a breathable back-sheet can be modeled as a one-dimensional (1-D) diffusion problem where the inner boundary (the PV device) is impermeable, the outer exposed surface is in equilibrium with the environment, and the elements at the interface

between the EVA and the back-sheet are assumed to be in equilibrium (see Fig. 3). These assumptions were then used in a finite-element analysis. For each time step, the temperature of the module (along with the diffusivity and solubility) and the outer surface concentration are changed, and the implicit method is used to compute the concentration profile for the next time step. In this model, 49 spatial elements were used for the back-sheet and 36 spatial elements were used for the EVA layer.

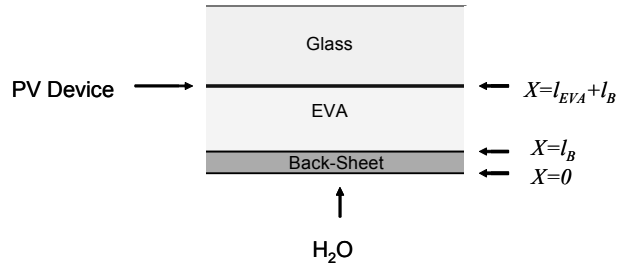


Fig. 3. Schematic of model used for a module with a breathable back-sheet.

A module with a breathable back-sheet was modeled by starting with an initially dry EVA encapsulant (see Fig. 4) with a thickness of 0.46-mm and a composite back-sheet consisting of Tedlar™ (0.038 mm) / polyethylene terephthalate (0.051-mm) / EVA (0.10-mm). Using an effective diffusivity and solubility for the composite back-sheet, it takes approximately 24 to 36 h for the water content to reach equilibrium.

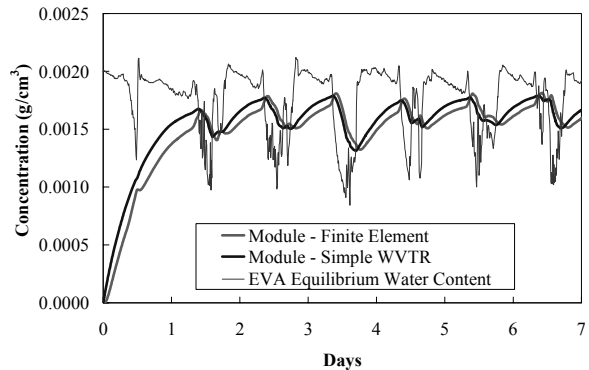


Fig. 4. Transient moisture content at the cell interface calculated using data from Miami, Florida, for 2002. The back-sheet was modeled using an effective diffusivity and solubility measured on a composite film of Tedlar™ (0.038 mm) / polyethyleneterephthalate (0.051 mm) / EVA (0.10 mm). The EVA encapsulant was modeled as 0.46 mm thick. The simple WVTR line was modeled using Eq. 2.

Rather than using a complicated finite-element analysis to determine the equilibration time, a simpler model equation can be assumed [3]:

$$\frac{dC_E}{dt} = \frac{WVTR_{B,Max}}{C_{E,Sat} l_E} [C_B(0) - C_B(l_B)], \quad (2)$$

where the subscripts *Sat*, *B* and *E* indicate conditions at saturation, in the back-sheet, and encapsulant, respectively, and  $WVTR_{B,Max}$  is the rate with 100% and 0% relative humidity (RH) on opposite sides of the back-sheet. To use this model, one assumes that the encapsulant diffusivity is much greater than the back-sheet diffusivity ( $D_E \gg D_B$ ), that the concentration profile in the back-sheet is linear, and that the concentration in the encapsulant is independent of position. To use Eq. 2 with the meteorological data from Miami, one can simply estimate a small loss or gain of water for each time step. Figure 4 demonstrates that both methods produce qualitatively the same result, with the finite-element model predicting a small time lag.

Integration of Eq. 2 (assuming a constant temperature and RH as will be justified in the next section) indicates that the equilibration follows an exponential decay and that the half-time (the time to reach half the equilibrium value) for this process is,

$$\tau_{1/2} = 0.693 \frac{C_{Sat,E} l_E}{WVTR_{B,Max}}. \quad (3)$$

This equation suggests that for a back-sheet to have an equilibration half-time of 20 years, a  $WVTR_{B,Max}$  of  $10^{-4}$  (g/m<sup>2</sup>/day) is necessary at 27°C. Because most back-sheets used with PV devices have a  $WVTR_{B,Max}$  that is typically greater than  $10^{-1}$  (g/m<sup>2</sup>/day), all these systems are at equilibrium. It is not until  $WVTR_{B,Max} \sim 10^{-6}$  (g/m<sup>2</sup>/day) that one can neglect water permeation through a back-sheet.

### Moisture ingress in double-glass laminates

For the case where the back-sheet is an impermeable barrier (such as glass), water can still enter through the sides of the module. This process was modeled using a 1-D explicit finite-element analysis consisting of 55 spatial elements using meteorological data for Miami, Florida, for 2002 (see dotted lines in Fig. 5). The outer edge of the module was assumed to be at equilibrium with the surroundings, and because of symmetry the center of the module is modeled as an impermeable barrier. Ignoring the 2-D nature of the module is valid for short times (relative to the diffusion rate) or for long and narrow module shapes.

In this 1-D model, an analytical solution can be obtained starting with an initially dry module if one assumes a constant temperature and external RH

$$C(x,t) = C_s + \frac{4(C_s)}{\pi} \sum_{m=0}^{\infty} \frac{1}{2m+1} \sin\left[\frac{(2m+1)\pi x}{l}\right] e^{-\frac{D(2m+1)^2 \pi^2 t}{l^2}}. \quad (4)$$

At distances greater than ~4 cm from the module edge, the seasonal fluctuations are damped out and Eq. 4 provides an accurate representation of the finite-element model when T=26.7°C and RH=71% which correspond to an average temperature and an average water concentration. The high diffusivity of EVA allows for moisture to reach the center of a module with a width of 40 cm in about 2 years (see Fig. 5).

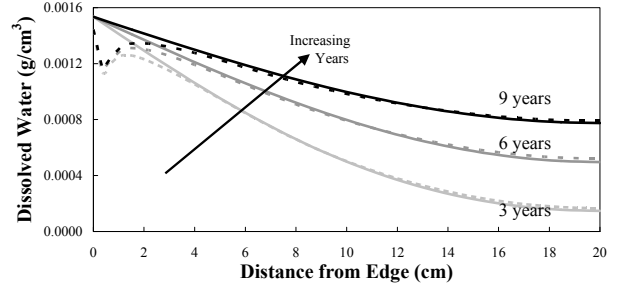


Fig. 5. Model of moisture ingress in double-glass laminate construction using EVA. Dotted lines are for the finite-element model. Solid lines are for Eq. 4 using T=26.7°C and RH=71%.

This model demonstrates that by using environmental conditions of T=26.7°C and RH=71%, one can approximate conditions of Miami, Florida, and obtain estimates for the time scale of moisture ingress. Evaluation and inspection of Eq. 4 indicates that the half-time for moisture ingress into the center of the module is given by

$$\tau_{1/2} = 0.0947 \frac{l^2}{D}. \quad (5)$$

Therefore, to keep water out of the module center for 30 years would require a module that is 3 to 4 times larger or a diffusivity that is more than 10 to 20 times smaller. For a square module, the prefactor for the equilibration time would be 0.0593 instead of 0.0947, indicating an approximately 38% increase in the water-ingress rate (see Table 1). One should also consider that this model neglects moisture ingress due to diffusion along surfaces and through the junction box, or due to delamination and capillary action. Diffusion of water from the sides is significant over the lifetime of a module unless a module is a few meters across.

Encapsulant Material	$\tau_{1/2}$	
	l=10 cm	l=50 cm
RTV615 Silicone	4 days	0.27 years
EVA	0.35 years	8.8 years
BRP-C	29 years	738 years
Aclar	1,260 years	31,600 years

Table 1. Time required for the center of a module with impermeable front and back-sheets to reach half of its equilibrium water content using different encapsulants. Data evaluated at 27°C.

Table 1 shows the equilibration half-time for moisture ingress into a module with impermeable front- and back-sheets. Because the diffusivities of the different materials vary by orders of magnitude, one can also see that the equilibration time for the low-diffusivity materials can be very long. In addition to the high cost of low-diffusivity materials such as Aclar (polychlorotrifluoroethylene) (which would keep a module completely dry for the lifetime of a module), there are also problems limiting their use associated with adhesion and with their high modulus. If the material delaminates under environmental exposure, water will enter a module extremely rapidly. One of the purposes of the encapsulant is to provide mechanical support to protect cells from breaking, but the high mechanical moduli of materials such as Aclar make them poor choices for encapsulants.

### Edge Seals

The effectiveness of edge-seal materials were determined by measuring the time required for significant amounts of moisture to begin permeating a membrane (see Fig. 6). This time (the breakthrough time  $\tau_b$ ) is related to the thickness and diffusivity of a membrane by

$$\tau_b = K \frac{l^2}{D}, \quad (6)$$

where K is a material-dependent constant [4]. Because this is a 1-D diffusion process, similar to the permeation through an edge seal, the breakthrough time for a PV module can be determined by replacing  $l^2$  with the width of the edge seal (see Table 2).

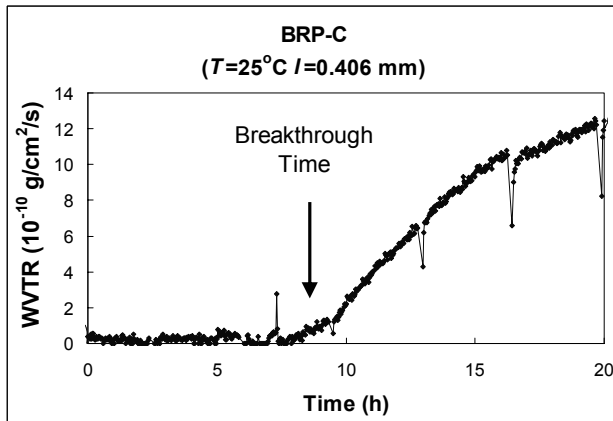


Fig. 6. Transient WVTR profile for the BRP-C material indicating the breakthrough time.

Material	$\tau_b$ (min)	Membrane Thickness $l$ (mm)	$\frac{K}{D} = \frac{\tau_b}{l^2}$ (min/mm <sup>2</sup> )	Edge Seal Break-through Time for $l=12.5$ mm
RTV615 PDMS	4.67	3.25	0.442	1.15 h
EVA	3.6	0.457	17.2	2 days
BRP-C	550	0.406	3,336	362 days
Aclar	35	0.0229	66,740	20.3 yrs

Table 2. Determination of break-through times for different edge-seal materials.

The use of Aclar as an edge seal material is precluded for the same reasons it cannot be used as an encapsulant. The BRP-C material, however, has potential as an edge seal because of its low-diffusivity. Even though its diffusivity is not Fickian, Eq. 6 can still be applied and an edge seal consisting of 12.5 mm of BRP-C should be able to exclude moisture for a year. If one were to replace the filler material with a desiccant, then the breakthrough time might be increased significantly.

### CONCLUSIONS

Because of the relatively high diffusion rate of water in EVA, even a module with a glass/glass construction will have significant moisture ingress over the lifetime of the module. The only way to prevent moisture ingress is with a true hermetic seal or by using a low-diffusivity edge seal containing a large amount of desiccant. Therefore, if a PV device is very sensitive to moisture, it may be more economical to focus on ways to reduce the corrosion processes that are enhanced by moisture ingress.

### REFERENCES

- [1] J. Crank, "The Mathematics of Diffusion," p. 50, Clarendon Press, Oxford (1975).
- [2] D. R. Myers, "Service Life Prediction of Organic Coatings, A Systems Approach," Chapter 6, American Chemical Society, Oxford (1999).
- [3] M. Tencer, "Moisture Ingress into Nonhermetic Enclosures and Packages," IEEE, 196-208 (1994).
- [4] D. R. Paul and D. R. Kemp, "The Diffusion Time Lag in Polymer Membranes Containing Adsorptive Fillers," J. Polymer Sci.: Symposium No. 41, 79-93 (1973).

# REPORT DOCUMENTATION PAGE

*Form Approved*  
OMB No. 0704-0188

The public reporting burden for this collection of information is estimated to average 1 hour per response, including the time for reviewing instructions, searching existing data sources, gathering and maintaining the data needed, and completing and reviewing the collection of information. Send comments regarding this burden estimate or any other aspect of this collection of information, including suggestions for reducing the burden, to Department of Defense, Executive Services and Communications Directorate (0704-0188). Respondents should be aware that notwithstanding any other provision of law, no person shall be subject to any penalty for failing to comply with a collection of information if it does not display a currently valid OMB control number.

**PLEASE DO NOT RETURN YOUR FORM TO THE ABOVE ORGANIZATION.**

<b>1. REPORT DATE (DD-MM-YYYY)</b> February 2005		<b>2. REPORT TYPE</b> Conference Paper		<b>3. DATES COVERED (From - To)</b> 3-7 January 2005		
<b>4. TITLE AND SUBTITLE</b> Control of Moisture Ingress into Photovoltaic Modules				<b>5a. CONTRACT NUMBER</b> DE-AC36-99-GO10337		
				<b>5b. GRANT NUMBER</b>		
				<b>5c. PROGRAM ELEMENT NUMBER</b>		
<b>6. AUTHOR(S)</b> M.D. Kempe				<b>5d. PROJECT NUMBER</b> NREL/CP-520-37390		
				<b>5e. TASK NUMBER</b> PVB57201		
				<b>5f. WORK UNIT NUMBER</b>		
<b>7. PERFORMING ORGANIZATION NAME(S) AND ADDRESS(ES)</b> National Renewable Energy Laboratory 1617 Cole Blvd. Golden, CO 80401-3393				<b>8. PERFORMING ORGANIZATION REPORT NUMBER</b> NREL/CP-520-37390		
<b>9. SPONSORING/MONITORING AGENCY NAME(S) AND ADDRESS(ES)</b>				<b>10. SPONSOR/MONITOR'S ACRONYM(S)</b> NREL		
				<b>11. SPONSORING/MONITORING AGENCY REPORT NUMBER</b>		
<b>12. DISTRIBUTION AVAILABILITY STATEMENT</b> National Technical Information Service U.S. Department of Commerce 5285 Port Royal Road Springfield, VA 22161						
<b>13. SUPPLEMENTARY NOTES</b>						
<b>14. ABSTRACT (Maximum 200 Words)</b> During long-term exposure of photovoltaic modules to environmental stress, the ingress of water into the module is correlated with decreased performance. By using diffusivity measurements for water through encapsulants such as ethylene vinyl acetate (EVA), we have modeled moisture ingress using a finite-element analysis with atmospheric data from various locations such as Miami, Florida. This analysis shows that because of the high diffusivity of EVA, even an impermeable glass back-sheet alone is incapable of preventing significant moisture ingress from the edges for a 20-year lifecycle. This result has led us to investigate ways to protect modules from moisture through the use of different encapsulating chemistries and materials.						
<b>15. SUBJECT TERMS</b> PV; moisture ingress; module; diffusivity measurements; ethylene vinyl acetate (EVA); glass back-sheet;						
<b>16. SECURITY CLASSIFICATION OF:</b>			<b>17. LIMITATION OF ABSTRACT</b>  UL	<b>18. NUMBER OF PAGES</b>	<b>19a. NAME OF RESPONSIBLE PERSON</b>	
<b>a. REPORT</b> Unclassified	<b>b. ABSTRACT</b> Unclassified	<b>c. THIS PAGE</b> Unclassified			<b>19b. TELEPHONE NUMBER (Include area code)</b>	

**Standard Form 298** (Rev. 8/98)  
Prescribed by ANSI Std. Z39.18