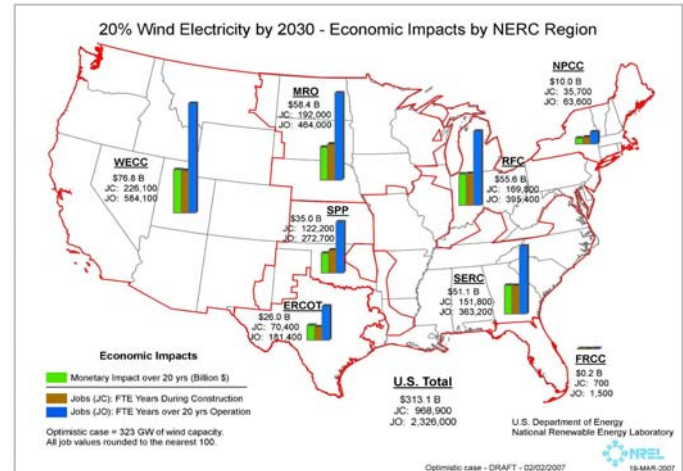
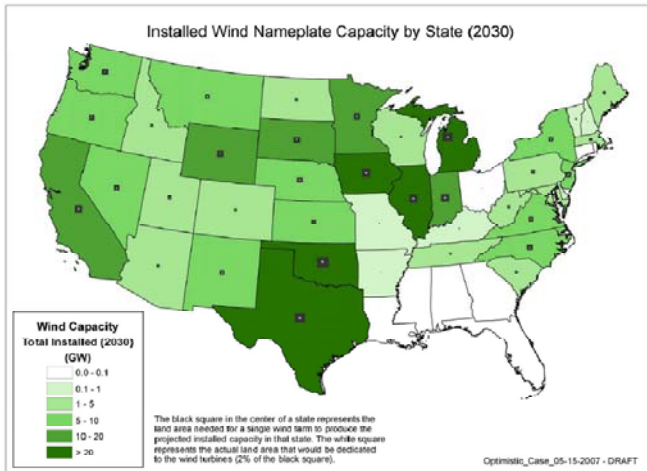


# Economic Development Impacts of 20% Wind

Marguerite Kelly, NREL

Suzanne Tegen, NREL

Meeting 20% of the nation's electricity demand with wind energy will lead to enormous benefits to rural landowners and towns, the manufacturing sector, and infrastructure across America.\*

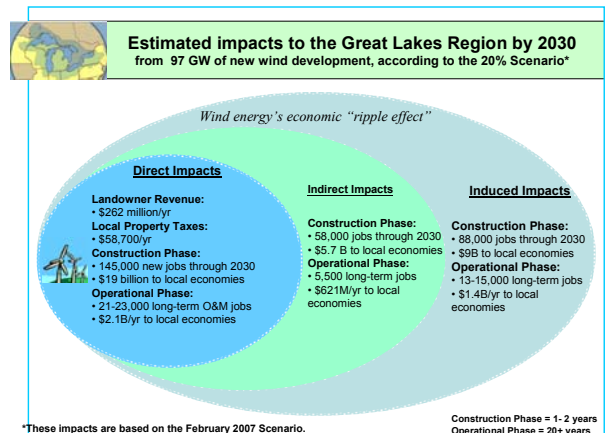


Findings of the 20% Scenario:

- 20% wind energy penetration is possible.
- 20% penetration is not going to happen under business as usual scenarios.
- Policy choices will have a large impact on assessing the timing and rate of achieving a 20% goal.
- Key issues: policy, technology development, market transformation, transmission, project diversity and public acceptance.

How large are the investments and what will they impact?

- 323 GW of new wind installed in the U.S.
- Over \$313 Billion in investment
- 1 million new construction jobs (cumulative through 2030)
- 2.33 million job-years, during operations (cumulative for 20 years)
- Increased income for rural landowners and
- Property tax revenue for schools, roads and county services



**About the Jobs and Economic Development Impact model (JEDI)**

JEDI is an input-model that can be adapted to your local area (state, county or region). JEDI:

- Traces linkages in the economy: what are economic impacts from dollars spent on the wind project?
- Economic development impacts include jobs created, wages and salaries earned, and increases in overall economic activity.
- JEDI uses state and county multipliers derived from the Minnesota IMPLAN Group, Inc. (IMPLAN) accounting software and data derived from government surveys of business and consumer spending patterns.

Download the latest version from the Wind Powering America website's Economic Development page.

